



ELSEVIER

Contents lists available at ScienceDirect

Physics Letters B

journal homepage: www.elsevier.com/locate/physletb

Search for new heavy resonances decaying to WW, WZ, ZZ, WH, or ZH boson pairs in the all-jets final state in proton-proton collisions at $\sqrt{s} = 13$ TeV

The CMS Collaboration^{*}

CERN, Geneva, Switzerland

ARTICLE INFO

Article history:

Received 30 September 2022
 Received in revised form 17 January 2023
 Accepted 26 February 2023
 Available online 13 July 2023
 Editor: M. Doser

Keywords:

CMS
 Diboson resonances
 Substructure

ABSTRACT

A search for new heavy resonances decaying to WW, WZ, ZZ, WH, or ZH boson pairs in the all-jets final state is presented. The analysis is based on proton-proton collision data recorded by the CMS detector in 2016–2018 at a centre-of-mass energy of 13 TeV at the CERN LHC, corresponding to an integrated luminosity of 138 fb^{-1} . The search is sensitive to resonances with masses between 1.3 and 6 TeV, decaying to bosons that are highly Lorentz-boosted such that each of the bosons forms a single large-radius jet. Machine learning techniques are employed to identify such jets. No significant excess over the estimated standard model background is observed. A maximum local significance of 3.6 standard deviations, corresponding to a global significance of 2.3 standard deviations, is observed at masses of 2.1 and 2.9 TeV. In a heavy vector triplet model, spin-1 Z' and W' resonances with masses below 4.8 TeV are excluded at the 95% confidence level (CL). These limits are the most stringent to date. In a bulk graviton model, spin-2 gravitons and spin-0 radions with masses below 1.4 and 2.7 TeV, respectively, are excluded at 95% CL. Production of heavy resonances through vector boson fusion is constrained with upper cross section limits at 95% CL as low as 0.1 fb.

© 2023 The Author(s). Published by Elsevier B.V. This is an open access article under the CC BY license (<http://creativecommons.org/licenses/by/4.0/>). Funded by SCOAP³.

1. Introduction

The CERN LHC allows the probing of new phenomena in interactions of elementary particles at energies of multiple TeV. While the standard model (SM) of particle physics describes these high-energy interactions very successfully, it leaves several questions unresolved, such as the nature of dark matter and the origin of the large difference between the electroweak and Planck scales. Theories beyond the SM that can address these questions introduce new particles and interactions that could be observed in proton-proton (pp) collisions at the LHC. A wide range of models predicts the production of new heavy resonances decaying to pairs of W, Z (jointly referred to as V), and Higgs bosons (H). Examples of such resonances are spin-0 radions (Rad) and spin-2 gravitons (G_{bulk}) in the Randall–Sundrum model with warped extra dimensions [1–7], and spin-1 vector boson resonances (W' and Z') [8,9] appearing in composite Higgs [10–14] and little Higgs [15,16] models and forming a heavy vector triplet (HVT) [17]. Previous searches by the CMS Collaboration in the VV [18–29] and VH [18,30–36] channels, and corresponding searches by the ATLAS Collaboration in the

VV [37–45] and VH [46–49] channels, have not observed significant deviations from the SM. The most stringent lower limits at 95% confidence level (CL) [18,37] for spin-1 resonances decaying to a WZ (WH) boson pair exclude masses up to 4.3 (4.0) TeV in the HVT model B [17].

This Letter presents a search in the all-jets final state for new heavy resonances using a pp collision data set collected by the CMS experiment at a centre-of-mass energy of 13 TeV in 2016–2018 corresponding to an integrated luminosity of 138 fb^{-1} . Resonances decaying to a VV or VH boson pair with masses between 1.3 and 6 TeV and produced via Drell–Yan (DY), gluon fusion (ggF), or vector boson fusion (VBF) are targeted. Representative Feynman diagrams for the aforementioned processes are shown in Fig. 1.

Because of the large Lorentz boost of the H, W, and Z bosons from the resonance decay, each boson decay is typically clustered as a single large-radius jet. The final state thus consists of two large-radius jets (distance parameter $R = 0.8$) in the case of DY and ggF production, with two additional small-radius ($R = 0.4$) jets in the case of VBF production. The SM background estimation and signal extraction procedure is based on a three-dimensional (3D) maximum likelihood fit to the mass of the two large-radius jet systems and the two individual large-radius jet masses, as intro-

^{*} E-mail address: cms-publication-committee-chair@cern.ch.

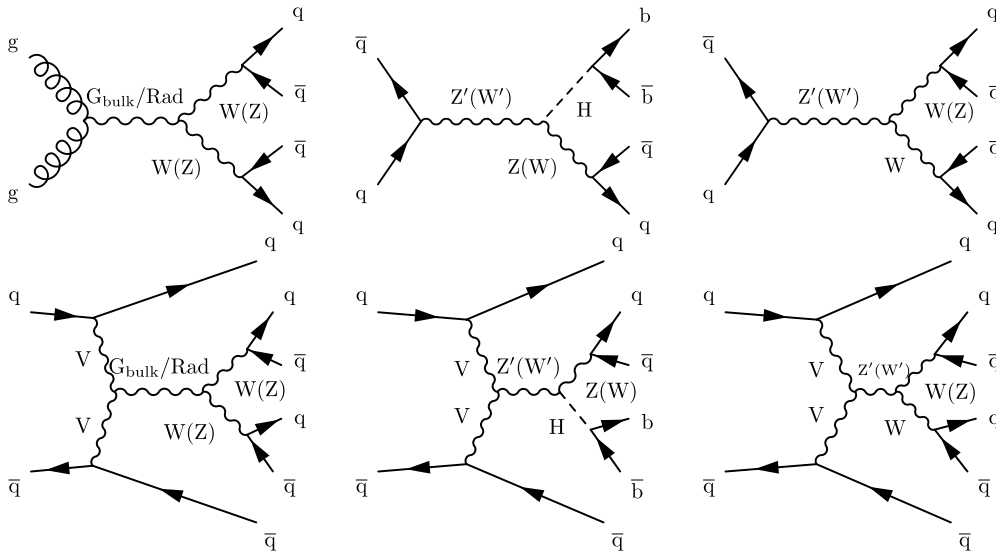


Fig. 1. Feynman diagrams of the signal processes ggF or DY produced (upper) and VBF produced (lower): (left) graviton or radion decaying to WW or ZZ; (center) Z' and W' decaying to ZH and WH, respectively; (right) Z' and W' decaying to WW and WZ, respectively.

duced in a previous search by the CMS Collaboration in the VV channel [19]. The sensitivity to VV and VH resonances is significantly improved compared to previous searches by categorizing events according to jet tagging algorithms based on machine learning [50] that analyze the substructure of the large-radius jets to separate jets that originate from boosted H, W, and Z bosons from other jets. Events are further categorized based on the presence of additional small-radius jets, enhancing the sensitivity to VBF-produced resonances.

2. The CMS detector and event reconstruction

The central feature of the CMS apparatus is a superconducting solenoid of 6 m internal diameter, providing a magnetic field of 3.8 T. Within the solenoid volume are a silicon pixel and strip tracker, a lead tungstate crystal electromagnetic calorimeter, and a brass and scintillator hadron calorimeter, each composed of a barrel and two endcap sections. Forward calorimeters extend the pseudorapidity coverage provided by the barrel and endcap detectors. Muons are measured in gas-ionization detectors embedded in the steel flux-return yoke outside the solenoid. A more detailed description of the CMS detector, together with a definition of the coordinate system used and the relevant kinematic variables, can be found in Ref. [51].

Event reconstruction is based on a particle flow algorithm [52], which reconstructs and identifies individual particles (photon, electron, muon, charged hadron, neutral hadron) with information from the various elements of the CMS detector. Jets are reconstructed from these particles, using the anti- k_T jet clustering algorithm [53] with distance parameters of $R = 0.4$ (AK4 jets) and $R = 0.8$ (AK8 jets), as implemented in the FASTJET package [54]. To mitigate the effect of additional pp interactions within the same or nearby bunch crossings (pileup) on the reconstructed jet momentum, tracks identified as originating from pileup vertices are discarded and an offset correction is applied to correct for remaining contributions. Jet energy corrections are derived from simulation studies. In situ measurements of the momentum balance in dijet, photon+jet, Z+jets, and multijet events are used to determine any residual differences between the jet energy scale in data and in simulation, and appropriate corrections are made [55]. Additional selection criteria are applied to each jet to remove jet

measurements potentially arising from instrumental effects or reconstruction failures [56].

Events of interest are selected using a two-tiered trigger system [57]. The first level, composed of custom hardware processors, uses information from the calorimeters and muon detectors to select events at a rate of around 100 kHz within a fixed time interval of less than 4 μ s. The second level, known as the high-level trigger, consists of a farm of processors running a version of the full event reconstruction software optimized for fast processing, and reduces the event rate to around 1 kHz before data storage. Events are selected online with a variety of different jet triggers based on the highest jet transverse momentum (p_T) or the p_T sum of all jets in the event (H_T). For some of these triggers additional requirements on the trimmed jet mass [58] are applied to allow lower the p_T and H_T thresholds [19,25]. The trigger efficiency as a function of the invariant mass of the two highest p_T AK8 jets (m_{jj}^{AK8}) is $>99\%$ above 1250 GeV for all three data-taking years, and the subsequent analysis thus requires m_{jj}^{AK8} to be above this threshold.

3. Signal and background simulation

Each signal model is characterized by key parameters. The bulk graviton model is characterized by two free parameters: the mass of the first Kaluza–Klein excitation of a spin-2 boson (the Kaluza–Klein bulk graviton), and the ratio $\tilde{\kappa} = \kappa\sqrt{8\pi}/M_{\text{Pl}}$, with κ being the unknown curvature scale of the extra dimension and M_{Pl} the Planck mass. A scenario with $\tilde{\kappa} = 0.5$, resulting in resonances with a width smaller than the detector resolution is considered in this analysis, as motivated in Ref. [59]. The radion model is also characterized by two parameters: r_c , the compactification radius, and Λ_R , the ultraviolet cutoff of the theory. The scenario with $\kappa r_c \pi = 35$ and $\Lambda_R = 3 \text{ TeV}$ [59] is considered in this analysis. The HVT model is characterized in terms of four parameters: the mass of the W' and Z' resonance; a coefficient c_F , which scales the couplings of the additional gauge bosons to fermions; c_H , which scales the couplings to the Higgs boson and longitudinally polarized SM vector bosons; and g_V , representing the typical strength of the new vector boson interaction. Two scenarios are considered in this analysis: HVT model B, corresponding to $g_V = 3$, $c_H = -0.98$, and $c_F = 1.02$ [17]; and HVT model C [17], corresponding to $g_V = 1$, $c_H = 1 - 3$, and $c_F = 0$. In both scenarios, the new resonances have a narrow decay width and large branching fraction to vector boson

pairs, while the fermionic couplings are suppressed. In the HVT model C, which has no fermionic couplings, the resonances would be produced at the LHC exclusively via the VBF mode.

Monte Carlo (MC) simulated events of the radion, bulk graviton, and HVT resonance signal processes are generated at leading order (LO) in perturbative quantum chromodynamics (QCD) with MADGRAPH5_AMC@NLO versions 2.4.2 and 2.6.0 [60]. The parton showering and hadronization is simulated with PYTHIA versions 8.205 and 8.230 [61], for 2016 and 2017–2018 detector conditions, respectively. The NNPDF 3.0 [62] LO parton distribution functions (PDFs) are used together with the CUETP8M1 [63] and CP5 [64] underlying-event tunes in PYTHIA for 2016 and 2017–2018 conditions, respectively. The signal cross sections are computed at next-to-LO (NLO) with MADGRAPH5_AMC@NLO with the PDF4LHC15_100 PDF set [62,65–69].

Simulated event samples of the SM background processes are used to develop the analysis strategy and create templates for distributions used in the comparison with data. The QCD multijet production is simulated with three generator configurations: PYTHIA only, the LO mode of MADGRAPH5_AMC@NLO [70] interfaced with PYTHIA for the parton shower evolution and matching (MG+PYTHIA8 in the following), and HERWIG++ 2.7.1 [71] with the CUETHS1 tune [63]. Top quark pair ($t\bar{t}$), single top quark, and boson pair production are modeled at NLO with POWHEG v2 [72] interfaced with PYTHIA. The production of W+jets and Z+jets (V+jets) is simulated at LO with MADGRAPH5_AMC@NLO interfaced with PYTHIA. The same underlying-event tunes as used in the signal event samples are used in the background event samples. A correction [73] is applied to the simulated V+jets events to match the p_T distribution of the vector bosons computed at LO in QCD to the one predicted at NLO in QCD, and another correction [74] is used to account for NLO electroweak effects at high p_T . The NNPDF 3.1 [75] next-to-NLO (NNLO) PDFs are employed for simulated V+jets events.

All samples are processed through a GEANT4-based [76] simulation of the CMS detector. To simulate the effect of pileup collisions, additional inelastic events are generated using PYTHIA and superimposed on the hard-scattering events. The simulated events are weighted to reproduce the distribution of the number of reconstructed pileup vertices observed in the 2016, 2017, and 2018 data separately. While the detector components and conditions varied across the three years of data taking, the detector performance relevant to this analysis, in particular with regard to the m_{jj}^{AK8} and $m_{\text{jet}}^{\text{AK8}}$ scale and resolution, was very similar [77,78]. We therefore combine the simulated event samples corresponding to the three years of data taking, weighting them according to the corresponding integrated luminosity of 36.3, 41.5, and 59.7 fb⁻¹ for 2016, 2017, and 2018 [79–81], respectively.

4. Event selection

All events are required to have at least one primary vertex reconstructed within a region extending 24 cm along the beam, centered on the centre of the detector, and extending 2 cm from the mean beam axis in the transverse direction [82]. The primary vertex is taken to be the vertex corresponding to the hardest scattering in the event, evaluated using tracking information alone, as described in Section 9.4.1 of Ref. [83].

Events are selected by requiring at least two AK8 jets with $p_T > 200$ GeV and $|\eta| < 2.5$. The two AK8 jets with the highest p_T in the event are selected as potential vector boson or Higgs boson candidates and are required to have a separation of $|\Delta\eta^{\text{AK8}}| < 1.3$ in order to reduce the QCD multijet background. The invariant mass of the two AK8 jets is required to fulfill $m_{jj}^{\text{AK8}} > 1250$ GeV, based on the trigger selection discussed in Section 2. Given the m_{jj}^{AK8} resolution of about 10%, the lowest resonance mass that passes this

selection with high efficiency is 1.3 TeV. Jets originating from the misreconstruction of a high-momentum lepton are rejected by requiring an angular separation $\Delta R = \sqrt{(\Delta\eta)^2 + (\Delta\phi)^2} > 0.8$ (where ϕ is the azimuthal angle) from muons (electrons) with $p_T > 20$ (35) GeV and satisfying identification criteria optimized for high-momentum leptons [84,85].

Hadronic decays of H, W, and Z bosons are identified using two variables computed from the AK8 jet constituents: the “groomed” mass of the jet and the score from the DeepAK8 neural network [50] jet tagging algorithm. When computing these jet variables, the pileup per particle identification algorithm [86,87] is used to mitigate the effect of pileup at the reconstructed particle level, making use of local shape information, event pileup properties, and tracking information.

To improve the resolution of the jet mass, the groomed jet mass ($m_{\text{jet}}^{\text{AK8}}$) is calculated with the *soft drop* algorithm [88], which removes soft and wide angular radiation by reclustering the jet constituents using the Cambridge–Aachen algorithm [89,90] with parameters $\beta = 0$, $z_{\text{cut}} = 0.1$, and $R_0 = 0.8$.

The DeepAK8 tagger is trained on multiple properties of the reconstructed jet constituents and secondary vertices. For each jet constituent, measured properties such as p_T , charge, and angular separation between the particle and the jet axis, are included. Additional properties of charged particles and secondary vertices are used to extract features related to the presence of heavy-flavor (b or c) quarks. The DeepAK8 tagger features a two-step customized deep neural network architecture, developed to handle the high number of input features and their correlations. In the first step, two separate convolutional neural networks extract the helpful characteristics of the constituent particles and the secondary vertices. The jet categorization happens in the second step, where a simple, fully connected network combines and processes the output of the two convolutional networks.

Jets are categorized according to their origin from single quarks or gluons, or H, W, and Z bosons decaying to bottom, charm, or light quark pairs. Two tagger discriminants based on the DeepAK8 categorization are used in this search. The $q\bar{q}$ tagger considers W and Z bosons decaying to light quark pairs as signal and single quarks and gluons as background. The $b\bar{b}$ tagger considers H and Z bosons decaying to bottom quark pairs as signal and single quarks and gluons as background. As the background estimation procedure of this search relies on a smooth shape for the groomed jet mass after the DeepAK8 tagger selection criteria are applied, an adversarial training of the DeepAK8 tagger [50] with a reduced correlation between groomed jet mass and neural network output is used, and an additional decorrelation procedure [50,91] is applied. The selection on the neural network output is chosen such that it yields a constant tagging rate as a function of p_T and groomed jet mass for the quark or gluon jet with the highest p_T in MADGRAPH5_AMC@NLO QCD multijet simulation. The taggers are labeled according to their expected average misidentification rate in percent for quark and gluon jets estimated with the MADGRAPH5_AMC@NLO QCD multijet simulation. The groomed jet mass, the $q\bar{q}$ tagging efficiency, and the probability of the $q\bar{q}$ tagger to misidentify hadronically decaying top quarks are calibrated in a $t\bar{t}$ event sample enriched in hadronically decaying W bosons [50]. The $b\bar{b}$ tagger is calibrated in a sample enriched with $g \rightarrow b\bar{b}$ jets using a double-muon tag [92].

To reduce the QCD multijet background, we require each AK8 jet mass to be between 55 and 215 GeV. Finally, a loose requirement of $\rho = \ln((m_{\text{jet}}^{\text{AK8}})^2 / p_T^2) < -1.8$ [91] is applied in order to veto events in which the jet mass is high, but the jet p_T is low. In those cases, the cone size of $\Delta R = 0.8$ is too small to contain the full jet, affecting both the jet mass resolution and the $q\bar{q}$ tagging efficiency, which are consequently not well modeled in the simulation.

Table 1

Summary of the event category definitions. The categories are listed from the highest to the lowest sensitivity in each production mode. The percentages correspond to the maximum misidentification rate associated with the high (HP) and low (LP) purity working points.

Event category	VBF	AK8 jet ₁ or ₂ tag	AK8 jet ₂ or ₁ tag
VBF VH HPHP	pass	(5% q \bar{q} or 2% b \bar{b})	2% b \bar{b}
VBF VV HPHP	pass	5% q \bar{q}	5% q \bar{q}
VBF VH LPHP	pass	(20% q \bar{q} or 10% b \bar{b})	2% b \bar{b}
VBF VH HPLP	pass	5% q \bar{q}	10% b \bar{b}
VBF VV HPLP	pass	5% q \bar{q}	20% q \bar{q}
DY/ggF VH HPHP	fail	(5% q \bar{q} or 2% b \bar{b})	2% b \bar{b}
DY/ggF VV HPHP	fail	5% q \bar{q}	5% q \bar{q}
DY/ggF VH LPHP	fail	(20% q \bar{q} or 10% b \bar{b})	2% b \bar{b}
DY/ggF VH HPLP	fail	5% q \bar{q}	10% b \bar{b}
DY/ggF VV HPLP	fail	5% q \bar{q}	20% q \bar{q}

To simplify the modeling of the 3D shapes in the $(m_{jj}^{\text{AK8}}, m_{\text{jet}1}^{\text{AK8}}, m_{\text{jet}2}^{\text{AK8}})$ space, the two AK8 jets are labeled at random so that the mass distributions of the first and second selected jet, $m_{\text{jet}1}^{\text{AK8}}$ and $m_{\text{jet}2}^{\text{AK8}}$, have the same shape. The selected events are subdivided to enhance sensitivity to VBF signal production. The VBF topology is selected by requiring at least two AK4 jets with $p_T > 30$ GeV and $|\eta| < 5.0$ that do not overlap within $\Delta R < 1.2$ with the leading two AK8 jets. A separation of $|\Delta\eta^{\text{AK4}}| > 4.5$ and an invariant mass of the two leading AK4 jets larger than 800 GeV is required to maximize the signal-to-background ratio and achieve the best sensitivity.

Events are further grouped into categories using the q \bar{q} and b \bar{b} taggers with different tagging rates, i.e. different signal-to-background ratios (high purity ‘‘HP’’ and low purity ‘‘LP’’), to target specific signal decay modes, as summarized in Table 1. Purities are expressed in terms of the maximum allowed misidentification rate. To ensure that each event ends up only in one category, events are required to fail the selection of all previous categories in the order listed in Table 1. The overall signal efficiency depends on the resonance type and mass, and is estimated from simulation to be 12–26% and 2–18% for DY/ggF production and VBF production, respectively. For resonances decaying to a Higgs boson, the VH HPHP category contains 40–60% of the signal, while for the other resonances 10–40% of the signal is contained in the VH HPHP category and 15–40% in the VV HPHP category. The other DY/ggF categories contain 5–40% of the signal, depending on the resonance type and mass. The VBF categories contain 25–40% of the VBF signals and less than 5% of the DY/ggF signals.

5. Background estimation and signal extraction

To test for the presence of narrow resonances decaying to two bosons, a 3D maximum likelihood fit of signal and background templates to the data in the $(m_{jj}^{\text{AK8}}, m_{\text{jet}1}^{\text{AK8}}, m_{\text{jet}2}^{\text{AK8}})$ space is carried out in all event categories simultaneously. We give a brief explanation of the fit model in the following, and refer to Ref. [19] for more details.

The main SM background processes in this search are QCD multijet, t \bar{t} , W+jets, and Z+jets production. The QCD multijet production is the largest background in all categories. While in the VV event categories the QCD multijet production is by far the most dominant, making up more than 75% of the background, in the VH categories t \bar{t} contributes up to 41% of the background. The background from W+jets and Z+jets contributes up to 4%, most significantly to the LP categories. The background contribution from single top quark and diboson production is less than 1.5 and 0.5%, respectively, and is modeled as a part of the t \bar{t} background. Signal and background templates in the $(m_{jj}^{\text{AK8}}, m_{\text{jet}1}^{\text{AK8}}, m_{\text{jet}2}^{\text{AK8}})$ space are built from simulation with the method described in Ref. [19]

to prevent fluctuations due to the limited number of generated events. While the signal is resonant in the m_{jj}^{AK8} , $m_{\text{jet}1}^{\text{AK8}}$, and $m_{\text{jet}2}^{\text{AK8}}$ observables, all backgrounds are nonresonant in m_{jj}^{AK8} . The QCD multijet background is nonresonant in all three dimensions. The remaining backgrounds have partly resonant components in $m_{\text{jet}}^{\text{AK8}}$, modeled by separate templates, and partly nonresonant components that are absorbed in the QCD multijet background template. In the background model it is assumed that background components resonant in $m_{\text{jet}}^{\text{AK8}}$ containing jets from genuine V bosons or top quarks can be reasonably well modeled by simulation calibrated with external measurements. Nonresonant background components with jets initiated by single quarks or gluons misidentified by the q \bar{q} and b \bar{b} taggers may be largely mismodeled in simulation, and are constrained in the likelihood fit to the data. Systematic uncertainties in the signal and background models are treated as nuisance parameters and profiled in the statistical interpretation of the data.

To account for discrepancies in the QCD multijet simulation and data, we allow the background model (template) to adapt to the data using physically motivated variations of the nominal shape of the distributions obtained from the PYTHIA8-only simulations. The templates are smooth versions of the simulations obtained from simulated events through a forward folding approach, as described in Ref. [19]. The alternative shapes described below are shown in Fig. 2 together with the PYTHIA8 templates and simulation. The normalization of the QCD multijet background is allowed to vary within 50% and is treated as uncorrelated between all event categories to let the fit constrain the yield in each of them separately. Alternative shapes with variations proportional to m_{jj}^{AK8} , $1/m_{jj}^{\text{AK8}}$, $m_{\text{jet}}^{\text{AK8}}$, and $1/m_{\text{jet}}^{\text{AK8}}$ allow for variations in the underlying jet p_T spectrum and jet mass scale. Two additional alternative shapes that simultaneously affect the resonance mass and the groomed jet mass are also added in order to take into account differences in the MC generation and modeling of the parton shower. These alternative templates are derived using the HERWIG++ and MG+PYTHIA8 QCD multijet simulation.

For events with a large $m_{\text{jet}}^{\text{AK8}}$ (>175 GeV) and low m_{jj}^{AK8} (<1400 GeV), the distribution exhibits a turn-on close to the $\rho < -1.8$ threshold that is particularly difficult to model with the QCD multijet simulation. An additional smooth shape variation (m_{jj}^{AK8} turn-on in Fig. 2) parameterizing any discrepancy between the 3D template and the QCD multijet simulation in this region is added to the fit. We neglect the uncertainties due to the choice of PDF in the QCD multijet simulation, since it was verified that these effects are covered by the included shape variations. All shape variations are treated as uncorrelated among the event categories with different tagger requirements and correlated among the VBF and DY/ggF categories.

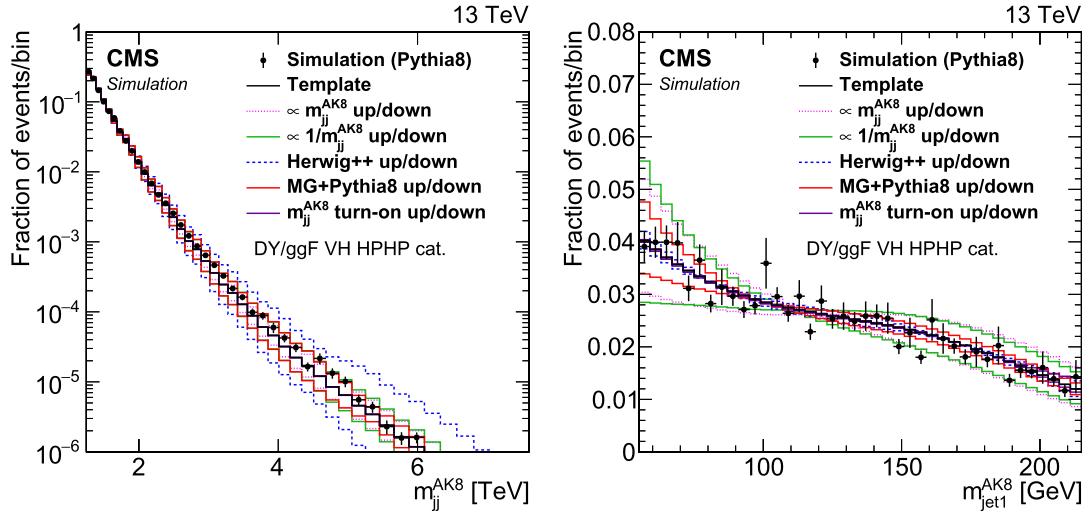


Fig. 2. Distributions of m_{jj}^{AK8} (left) and $m_{\text{jet1}}^{\text{AK8}}$ (right) in the nominal QCD multijet simulation using PYTHIA8 (black markers) and three-dimensional templates (black solid line) in the DY/ggF VH HPHF category. Superimposed are the normalized up and down variations of five alternative shapes corresponding to shape nuisance parameters in the fit model. Each of the variations has a characteristic dependence on $m_{\text{jet}}^{\text{AK8}}$ to allow the necessary flexibility in the fit for the template to adapt to the data. We also allow an overall variation of the rate in the fit. The distribution of $m_{\text{jet2}}^{\text{AK8}}$ is not shown, as it is similar to the distribution of $m_{\text{jet1}}^{\text{AK8}}$.

Similarly, for the W+jets and Z+jets backgrounds, two alternative shapes of the m_{jj}^{AK8} templates derived by a variation proportional to m_{jj}^{AK8} and $1/m_{jj}^{\text{AK8}}$ are considered, and the normalization is allowed to vary within 50%, uncorrelated between all event categories. We neglect the uncertainties due to the NLO QCD+EW corrections to the V+jets simulation, since it was verified that these effects are covered by the included shape variations. The $t\bar{t}$ background normalization is allowed to vary within 6% [93,94] and is considered correlated between the event categories as it is dominantly doubly-resonant in $m_{\text{jet1}}^{\text{AK8}}$ and $m_{\text{jet2}}^{\text{AK8}}$. An alternative shape where the top quark p_T spectrum is reweighted to match the observed p_T distribution in $t\bar{t}$ data [94] is also taken into account.

Systematic uncertainties in H, W, and Z boson reconstruction and identification are dominant for the signal, and are treated as correlated between the signal and the background components resonant in the $m_{\text{jet}}^{\text{AK8}}$ observable. The 3D fit constrains the corresponding nuisance parameters that are included with a prior uncertainty from external measurements of the H, W, and Z boson reconstruction and identification performance. Uncertainties in the jet mass scale, jet mass resolution, and the $q\bar{q}$ and $b\bar{b}$ tagging efficiencies are estimated from their calibration in a semileptonic $t\bar{t}$ event sample [50] and in a sample enriched with $g \rightarrow b\bar{b}$ jets using a double-muon tag [92]. The jet mass scale and resolution are allowed to vary within 2 and 8%, respectively. The tagging efficiency of the 5% $q\bar{q}$, 20% $q\bar{q}$, 2% $b\bar{b}$, and 10% $b\bar{b}$ taggers are allowed to vary within 7–15%, 7–9%, 3–9%, and 2–7%, respectively, depending on the year of data taking. Uncertainties equal to 1.5 times the nominal tagging uncertainty values are included in the fit as additional nuisance parameters to account for the potential mismodeling of the p_T dependence of the tagging efficiency beyond the range of the data-to-simulation scale factor measurement. Finally, the $q\bar{q}$ tagger's rate for misidentification of hadronically decaying top quarks in the $t\bar{t}$ sample is allowed to vary within 3–7%.

The uncertainty in the signal acceptance and in the mean and width of the m_{jj}^{AK8} , $m_{\text{jet1}}^{\text{AK8}}$, and $m_{\text{jet2}}^{\text{AK8}}$ distributions originating from the PDFs for the signal processes are determined from the LO NNPDF set, where the root-mean-square of 100 pseudo-experiments obtained from the PDF set provides the uncertainty envelope. Uncertainties related to the jet energy scale and resolution are taken into account as nuisance parameters varying the

m_{jj}^{AK8} mean and width. The uncertainty in the integrated luminosity amounts to 1.6% [79–81].

Fig. 3 shows the $m_{\text{jet}}^{\text{AK8}}$ and $m_{\text{jet1}}^{\text{AK8}}$ spectra in data in the category most sensitive to the DY/ggF VH signal. The solid gray histograms represent the results of the maximum likelihood fit to the data under the background-only assumption. The resonant background components are shown separately. A signal is superimposed onto all projections corresponding to a signal yield as expected from the theoretical prediction and the analysis selection efficiency, and scaled by an arbitrary factor. The lower panels in Fig. 3 show the difference between the data and the fit divided by the statistical uncertainty in the data. It should be noted that the fit uncertainty and the statistical uncertainty are partially correlated. Thus, it is not ensured that the plotted quantity follows a Gaussian distribution [95] and the Gaussian assumption becomes even less valid in bins with a low number of events, i.e. in the last few bins in each distribution.

Prior to the analysis of the full 3D spectra in data, the fit model was validated as follows. The capability of the fit model to extract, without a significant bias, the cross section and significance of a potential signal resonance was confirmed with toy data distributions obtained from simulation with signal injected. In data event samples enriched in QCD multijet and $t\bar{t}$ events, obtained by excluding events with $65 < m_{\text{jet1}}^{\text{AK8}} < 140$ GeV and $65 < m_{\text{jet2}}^{\text{AK8}} < 140$ GeV in all categories of the analysis, a good description of the $m_{\text{jet1}}^{\text{AK8}}$, $m_{\text{jet2}}^{\text{AK8}}$, and m_{jj}^{AK8} was found. Fig. 4 shows an example validation for the m_{jj}^{AK8} spectra in data in the DY/ggF HPHF categories. Finally, a goodness of fit test based on the saturated model is performed, comparing the full 3D spectra in data with the result of a maximum likelihood fit to the data under the background-only assumption. In this test, all uncertainties and their correlations are taken into account. A p -value of 0.35 is estimated w.r.t. the expected goodness of fit, indicating a good compatibility between the observed data and the background-only model.

6. Results

Fig. 5 shows the m_{jj}^{AK8} spectra in data for selected regions in $m_{\text{jet1}}^{\text{AK8}}$ and $m_{\text{jet2}}^{\text{AK8}}$ enriched in signal from DY/ggF VV in the two categories most sensitive to the DY/ggF VV signal. The DY/ggF VH

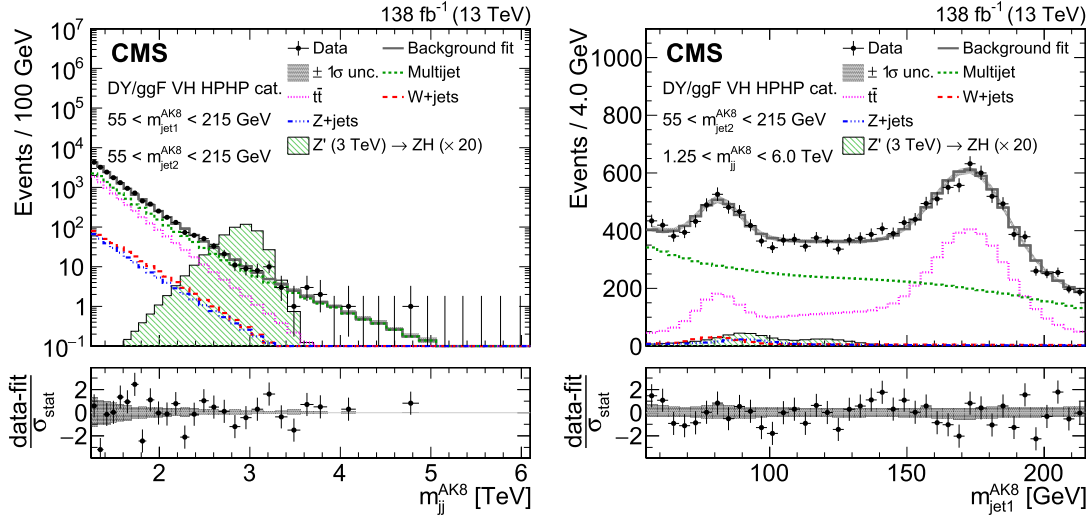


Fig. 3. Comparison between the background post-fit and the data distributions of m_{jj}^{AK8} (left) and m_{jj}^{AK8} (right) in the DY/ggF VH HPHP category. The background shape uncertainty is shown as a gray shaded band around the result of the maximum likelihood fit to the data under the background-only assumption (gray solid line), and the statistical uncertainties in the data are represented as vertical bars. The various background components contributing to the total background fit are also shown with different line colors. An example of a signal distribution is overlaid, where the number of expected events is scaled by an arbitrary normalization factor of 20. Shown below each mass plot is the difference between the data and the fit divided by the statistical uncertainty in the data; the uncertainty bar represents the statistical uncertainty only. The total uncertainty in the background estimate fitted to the data divided by the statistical uncertainty in the data is shown as a band.

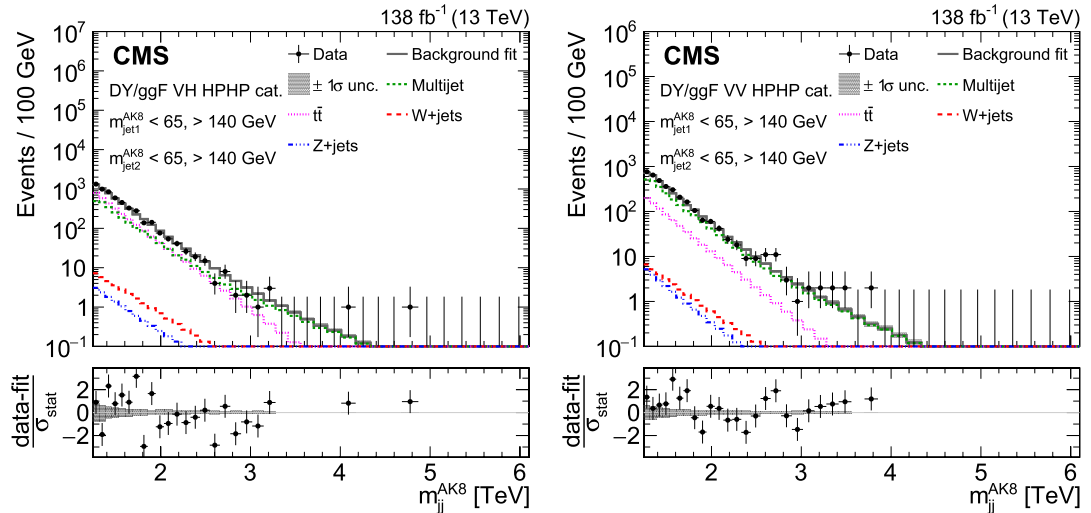


Fig. 4. Projections of the data and background post-fit distributions onto the m_{jj}^{AK8} dimension in regions enriched in background ($m_{jj}^{\text{AK8}} < 65$ or > 140 GeV, and $m_{jj}^{\text{AK8}} < 65$ or > 140 GeV), for the HPHP VH (left) and VV (right) DY/ggF categories. The background shape uncertainty is shown as a gray shaded band around the result of the maximum likelihood fit to the data under the background-only assumption (gray solid line), and the statistical uncertainties in the data are shown as vertical bars. The various background components contributing to the total background fit are also shown with different line colors. Shown below each mass plot is the difference between the data and the fit divided by the statistical uncertainty in the data; the uncertainty bar represents the statistical uncertainty only. The total uncertainty in the background estimate fitted to the data divided by the statistical uncertainty in the data is shown as a band.

HPHP category exhibits an excess of data events over the background prediction in the 1.7–3.2 TeV range, while in the DY/ggF VV HPHP category excesses of data events around 2 and 3 TeV are visible. In Fig. 6, additional distributions of the difference between the data and the fit divided by the statistical uncertainty in the data in the m_{jj}^{AK8} spectra are shown for selected regions in m_{jj}^{AK8} and m_{jj}^{AK8} enriched in signal from DY/ggF VV, DY/ggF VH, and VBF VV/VH, representing the most sensitive regions of the 3D phase space.

For the statistical evaluation, we follow the CL_s prescription, using the asymptotic approximation described in Refs. [96–98]. It was verified that limits computed with a full CL_s method agree with the asymptotic approximation approach within one standard deviation.

To check for the presence of a signal, we first compute asymptotic significances for all signal mass hypotheses in each signal scenario. A maximum local significance of 3.6 standard deviations is observed at masses of 2.1 and 2.9 TeV under the $W' \rightarrow WZ$ hypothesis, corresponding to excesses in the spectra of the VV HPLP and VV HPHP event categories, respectively. The size of the excess remains above two standard deviations when increasing significantly the V+jets and $t\bar{t}$ background uncertainties or using a looser (10%) $q\bar{q}$ tagger requirement for the definition of the categories. Taking into account the look-elsewhere effect, a global significance of 2.3 standard deviations is found. Searches in the semileptonic final states [18,37] did not observe any excesses at 2.1 and 2.9 TeV.

Upper exclusion limits on the production cross section at 95% CL are set. Fig. 7 shows the exclusion limits as functions of the res-

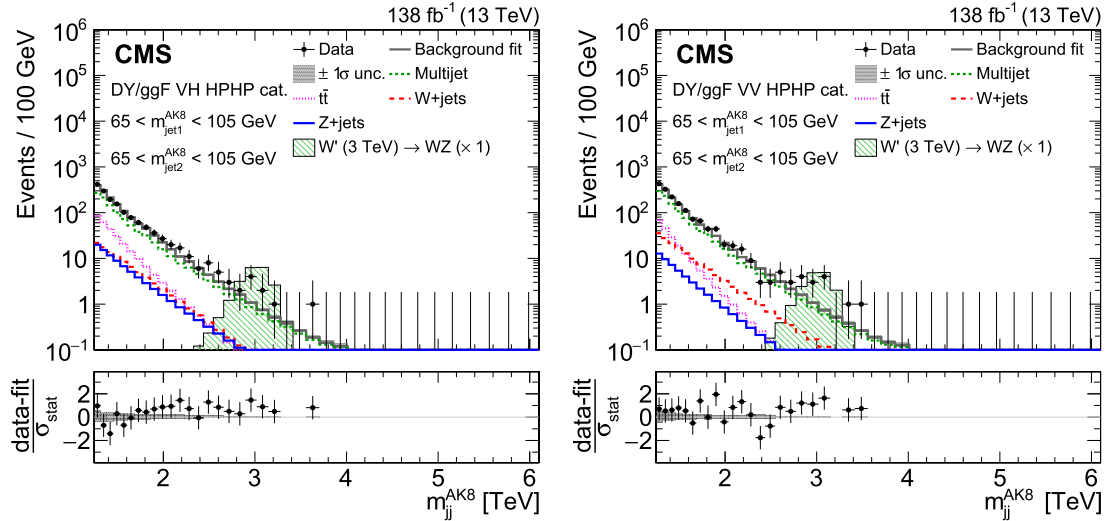


Fig. 5. Projections of data and background post-fit distributions onto the m_{jj}^{AK8} dimension in regions enriched in signal from DY/ggF VV ($65 < m_{\text{jet1}}^{\text{AK8}} < 105 \text{ GeV}$, $65 < m_{\text{jet2}}^{\text{AK8}} < 105 \text{ GeV}$) for the HPHP VH (left) and VV (right) DY/ggF categories. The background shape uncertainty is shown as a gray shaded band around the result of the maximum likelihood fit to the data under the background-only assumption (gray solid line), and the statistical uncertainties in the data are shown as vertical bars. The various background components contributing to the total background fit are also shown with different line colors. An example of a signal distribution is overlaid. Shown below each mass plot is the difference between the data and the fit divided by the statistical uncertainty in the data; the uncertainty bar represents the statistical uncertainty only. The total uncertainty in the background estimate fitted to the data divided by the statistical uncertainty in the data is shown as a band.

Table 2

Summary of the exclusion limits on the resonance masses for the considered models. The numbers show the lower limit at 95% CL, with the exception of the ones given in parentheses quoting the ranges of exclusion.

Model	Decay channel	Observed limit (TeV)	Expected limit (TeV)
Radion ggF	VV	2.7	3.4
$G_{\text{bulk}} (\tilde{\kappa} = 0.5)$ ggF	VV	1.4	1.5
HVT (B) W'	WZ	4.4	4.3
HVT (B) W'	WH	4.0	4.3
HVT (B) Z'	WW	(1.3–3.1, 3.3–3.5)	3.8
HVT (B) Z'	ZH	3.9	3.8
HVT (B) V'	VV	4.5	4.5
HVT (B) V'	VH	4.2	4.5
HVT (B) V'	VV + VH	4.8	4.8

onance mass, compared to theoretical predictions of the product of the production cross section and the branching fraction \mathcal{B} . The theoretical cross sections shown in Fig. 7 are calculated at NLO in QCD with the models detailed in Ref. [17,59]. Table 2 summarizes the resonance mass limits at 95% CL for all considered models. The limits presented in this letter are the most stringent to date in the all-jets final state. The limits on spin-1 resonances decaying to a WZ (WH) boson pair in the HVT model B match or exceed by 0.1 TeV the previous published most stringent limits from the semileptonic final states [18,37]. Considering an HVT model with VV and VH resonances, this search sets the most stringent limit of 4.8 TeV. The improvement by 15% in the cross section exclusion limits for these resonances compared to the previous result by the CMS Collaboration in this channel [19] arises in roughly equal measure from the increased size of the data set and the improved boson tagging techniques. Tabulated results are provided in the HEPData record for this analysis [99].

7. Summary

A search has been presented for resonances with masses between 1.3 and 6 TeV that decay to WW, WZ, ZZ, WH, or ZH boson pairs. Each of the two boson decays is clustered into one large-radius jet, yielding a dijet final state from Drell–Yan and gluon

fusion production, complemented by two additional jets for vector boson fusion production. The hadronic decays of H, W, and Z bosons are identified using machine learning-based jet taggers that reduce the background from quantum chromodynamics multijet production. No evidence of a departure from the expected background is found. A maximum local significance of 3.6 standard deviations from the standard model prediction, corresponding to a global significance of 2.3 standard deviations, is observed at masses of 2.1 and 2.9 TeV. Upper limits at 95% confidence level on the resonance production cross section are set as a function of the resonance mass. In a heavy vector triplet model, spin-1 Z' and W' resonances with masses below 4.8 TeV are excluded. These limits are the most stringent to date. In a bulk graviton model, spin-2 gravitons and spin-0 radions with masses below 1.4 and 2.7 TeV, respectively, are excluded. Furthermore, the exclusive production of new heavy resonances through the vector boson fusion mode is constrained with upper cross section limits as low as 0.1 fb.

Declaration of competing interest

The authors declare that they have no known competing financial interests or personal relationships that could have appeared to influence the work reported in this paper.

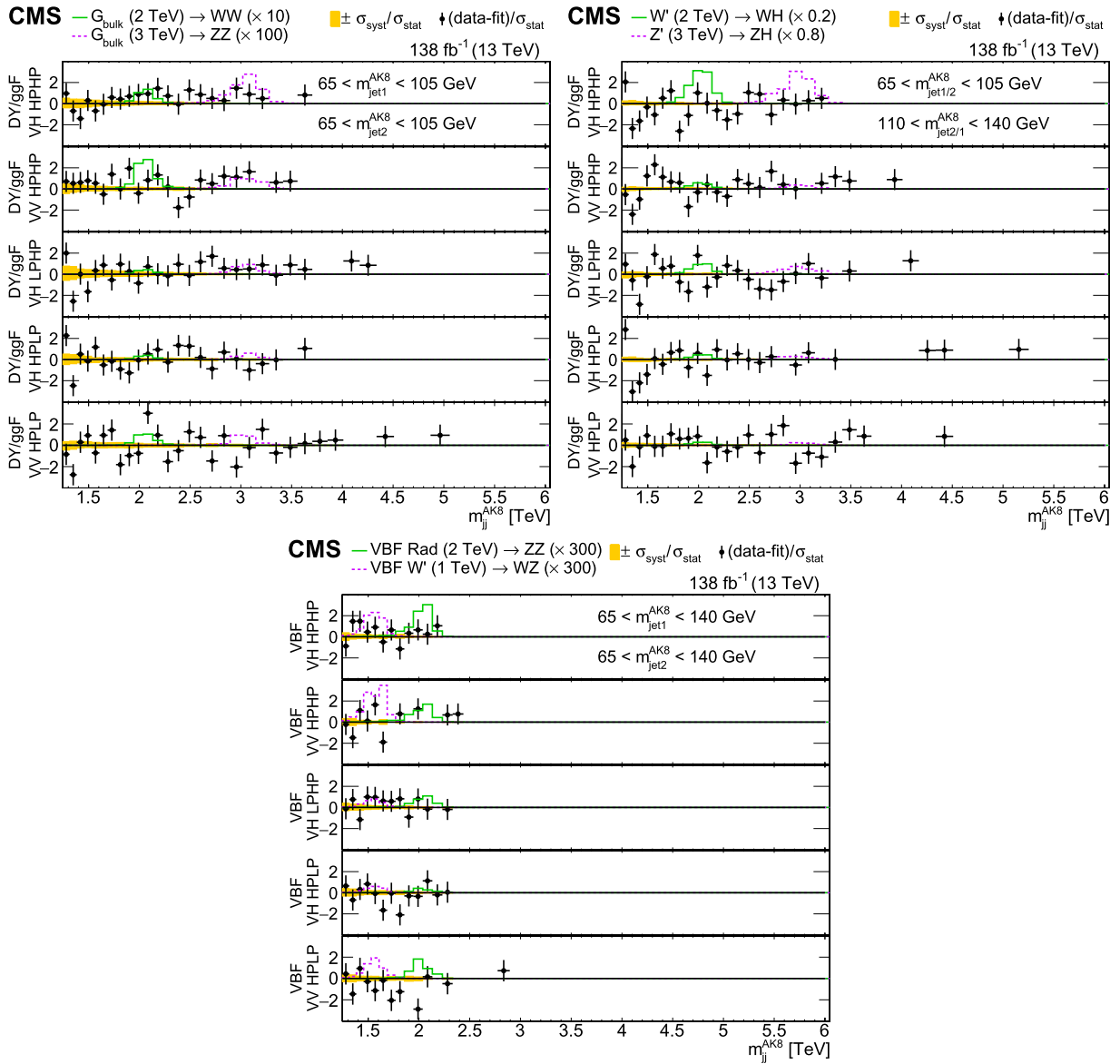


Fig. 6. Distributions of the difference between the data and the background-only fit divided by the statistical uncertainty in the data. The total uncertainty in the background estimate fitted to data divided by the statistical uncertainty in the data is shown as a band. It should be noted that these two uncertainties are partially correlated. Three projections of the 3D phase space are shown in regions enriched in signal from DY/ggF VV ($65 < m_{jet1}^{AK8} < 105 \text{ GeV}$, $65 < m_{jet2}^{AK8} < 105 \text{ GeV}$) (upper left), DY/ggF VH ($65 < m_{jet1}^{AK8} < 105 \text{ GeV}$, $110 < m_{jet2/1}^{AK8} < 140 \text{ GeV}$) (upper right) and VBF VV/VH ($65 < m_{jet1}^{AK8} < 140 \text{ GeV}$, $65 < m_{jet2}^{AK8} < 140 \text{ GeV}$) (lower). Examples of expected signal shapes added to the fit are overlaid, where the number of expected events is scaled by an arbitrary normalization factor stated in the legend.

Data availability

Beyond 200-character space limit.

Acknowledgements

We congratulate our colleagues in the CERN accelerator departments for the excellent performance of the LHC and thank the technical and administrative staffs at CERN and at other CMS institutes for their contributions to the success of the CMS effort. In addition, we gratefully acknowledge the computing centers and personnel of the Worldwide LHC Computing Grid and other centers for delivering so effectively the computing infrastructure essential to our analyzes. Finally, we acknowledge the enduring support for the construction and operation of the LHC, the CMS detector, and the supporting computing infrastructure provided by the following funding agencies: BMBWF and FWF (Austria); FRS-

FNRS and FWO (Belgium); CNPq, CAPES, FAPERJ, FAPERGS, and FAPESP (Brazil); MES and BNSF (Bulgaria); CERN (Switzerland); CAS, MOST, and NSFC (China); Minciencias (Colombia); MSES and CSF (Croatia); RIF (Cyprus); SENESCYT (Ecuador); MoER, ERC IUT and ERDF (Estonia); Academy of Finland, MEC, and HIP (Finland); CEA and CNRS/IN2P3 (France); BMBF, DFG, and HGF (Germany); GSRI (Greece); NKFIH (Hungary); DAE and DST (India); IPM (Iran); SFI (Ireland); INFN (Italy); MSIP and NRF (Republic of Korea); MES (Latvia); LAS (Lithuania); MOE and UM (Malaysia); BUAP, CINVESTAV, CONACYT, LNS, SEP, and UASLP-FAI (Mexico); MOS (Montenegro); MBIE (New Zealand); PAEC (Pakistan); MES and NSC (Poland); FCT (Portugal); JINR, MON, RosAtom, RAS, RFBR, NRC KI (Russia); MESTD (Serbia); MCIN/AEI, FEDER (ERDF), and PCTI (Spain); MoSTR (Sri Lanka); ETH Board, ETH Zurich, PSI, SNF, Unizh, Canton Zurich, and SER (Switzerland); MST (Taipei); TCEP, IPTST, ST-FAR, and NSTDA (Thailand); TUBITAK and TENMAK (Turkey); NASU (Ukraine); STFC (United Kingdom); DOE and NSF (USA).

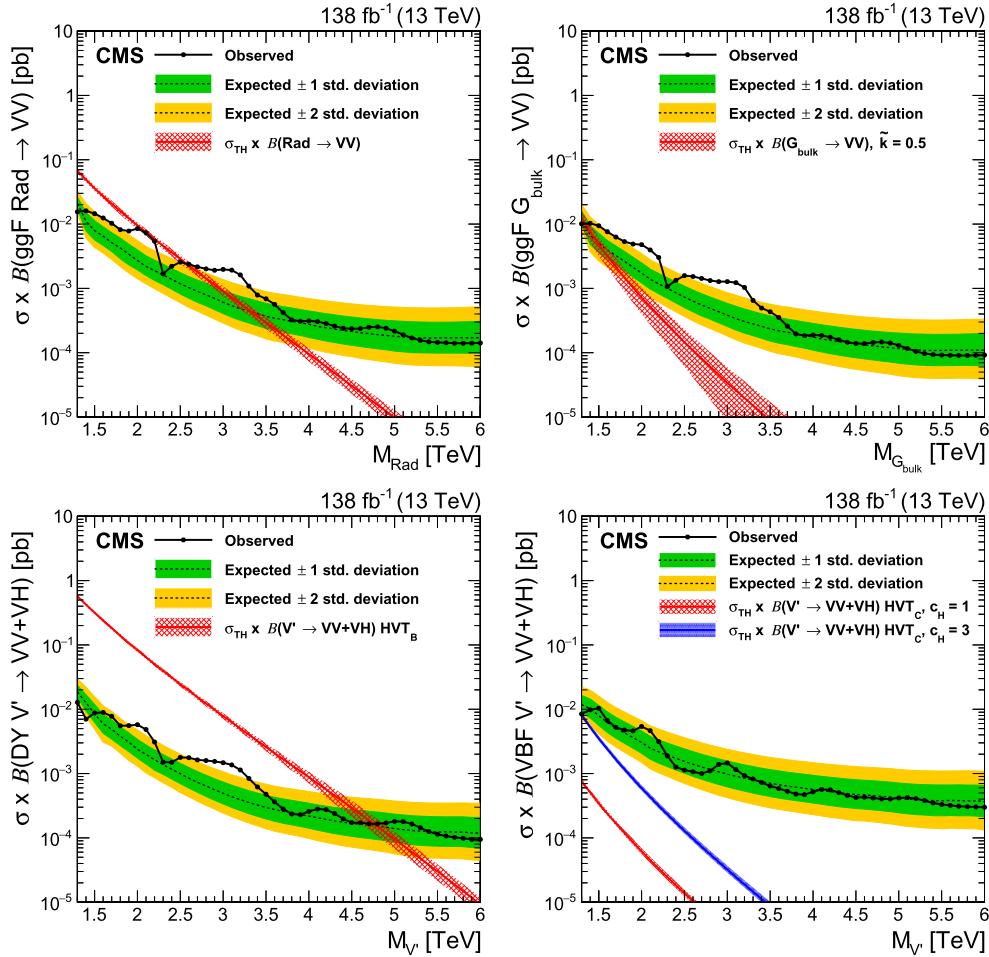


Fig. 7. Observed and expected 95% CL upper limits on the product of the production cross section (σ) and the branching fraction, obtained after combining all categories with 138 fb^{-1} of data at $\sqrt{s} = 13 \text{ TeV}$, for Rad \rightarrow VV (upper left), $G_{\text{bulk}} \rightarrow$ VV (upper right), HVT model B $V' \rightarrow$ VV + VH (lower left), HVT model C $V' \rightarrow$ VV + VH (lower right) signals. For each signal scenario the theoretical prediction and its uncertainty associated with the choice of PDF set is shown.

Individuals have received support from the Marie-Curie program and the European Research Council and Horizon 2020 Grant, contract Nos. 675440, 724704, 752730, 758316, 765710, 824093, 884104, and COST Action CA16108 (European Union); the Leventis Foundation; the Alfred P. Sloan Foundation; the Alexander von Humboldt Foundation; the Belgian Federal Science Policy Office; the Fonds pour la Formation à la Recherche dans l'Industrie et dans l'Agriculture (FRIA-Belgium); the Agentschap voor Innovatie door Wetenschap en Technologie (IWT-Belgium); the FRS-FNRS and FWO (Belgium) under the “Excellence of Science – EOS” – be.h project n. 30820817; the Beijing Municipal Science & Technology Commission, No. Z191100007219010; The Ministry of Education, Youth and Sports (MEYS) of the Czech Republic; the Deutsche Forschungsgemeinschaft (DFG), under Germany’s Excellence Strategy – EXC 2121 “Quantum Universe” – 390833306, and under project number 400140256 - GRK2497; the Hellenic Foundation for Research and Innovation (HFRI), Project Number 2288 (Greece); the Hungarian Academy of Sciences; the New National Excellence Program - ÚNKP, the NKFIH research grants K 124845, K 124850, K 128713, K 128786, K 129058, K 131991, K 133046, K 138136, K 143460, K 143477, 2020-2.2.1-ED-2021-00181, and TKP2021-NKTA-64 (Hungary); the Council of Science and Industrial Research, India; the Latvian Council of Science; the Ministry of Education and Science, project no. 2022/WK/14, and the National Science Center, contracts Opus 2021/41/B/ST2/01369 and 2021/43/B/ST2/01552 (Poland); the Fundação para a Ciência e a Tecnologia, grant CEECIND/01334/2018 (Portugal); the National

Priorities Research Program by Qatar National Research Fund; the Ministry of Science and Higher Education, project no. 0723-2020-0041 and FSWW-2020-0008 (Russia); Programa Estatal de Fomento de la Investigación Científica y Técnica de Excelencia María de Maeztu, grant MDM-2017-0765 and Programa Severo Ochoa del Principado de Asturias (Spain); the Rachadapisek Sompot Fund for Postdoctoral Fellowship, Chulalongkorn University and Chulalongkorn Academic into Its 2nd Century Project Advancement Project (Thailand); the Kavli Foundation; the Nvidia Corporation; the Welch Foundation, contract C-1845; and the Weston Havens Foundation (USA).

References

- [1] L. Randall, R. Sundrum, A large mass hierarchy from a small extra dimension, *Phys. Rev. Lett.* 83 (1999) 3370, <https://doi.org/10.1103/PhysRevLett.83.3370>, arXiv:hep-ph/9905221.
- [2] L. Randall, R. Sundrum, An alternative to compactification, *Phys. Rev. Lett.* 83 (1999) 4690, <https://doi.org/10.1103/PhysRevLett.83.4690>, arXiv:hep-th/9906064.
- [3] W.D. Goldberger, M.B. Wise, Phenomenology of a stabilized modulus, *Phys. Lett. B* 475 (2000) 275, [https://doi.org/10.1016/S0370-2693\(00\)00099-X](https://doi.org/10.1016/S0370-2693(00)00099-X), arXiv:hep-ph/9911457.
- [4] W.D. Goldberger, M.B. Wise, Modulus stabilization with bulk fields, *Phys. Rev. Lett.* 83 (1999) 4922, <https://doi.org/10.1103/PhysRevLett.83.4922>, arXiv:hep-ph/9907447.
- [5] K. Agashe, H. Davoudiasl, G. Perez, A. Soni, Warped gravitons at the LHC and beyond, *Phys. Rev. D* 76 (2007) 036006, <https://doi.org/10.1103/PhysRevD.76.036006>, arXiv:hep-ph/0701186.

- [6] A.L. Fitzpatrick, J. Kaplan, L. Randall, L.-T. Wang, Searching for the Kaluza-Klein graviton in bulk RS models, *J. High Energy Phys.* 09 (2007) 013, <https://doi.org/10.1088/1126-6708/2007/09/013>, arXiv:hep-ph/0701150.
- [7] O. Antipin, D. Atwood, A. Soni, Search for RS gravitons via $W_L W_L$ decays, *Phys. Lett. B* 666 (2008) 155, <https://doi.org/10.1016/j.physletb.2008.07.009>, arXiv:0711.3175.
- [8] C. Grojean, E. Salvioni, R. Torre, A weakly constrained W' at the early LHC, *J. High Energy Phys.* 07 (2011) 002, [https://doi.org/10.1007/JHEP07\(2011\)002](https://doi.org/10.1007/JHEP07(2011)002), arXiv:1103.2761.
- [9] E. Salvioni, G. Villadoro, F. Zwirner, Minimal Z' models: present bounds and early LHC reach, *J. High Energy Phys.* 11 (2009) 068, <https://doi.org/10.1088/1126-6708/2009/11/068>, arXiv:0909.1320.
- [10] B. Bellazzini, C. Csáki, J. Serra, Composite higgses, *Eur. Phys. J. C* 74 (2014) 2766, <https://doi.org/10.1140/epjc/s10052-014-2766-x>, arXiv:1401.2457.
- [11] R. Contino, D. Marzocca, D. Pappadopulo, R. Rattazzi, On the effect of resonances in composite Higgs phenomenology, *J. High Energy Phys.* 10 (2011) 081, [https://doi.org/10.1007/JHEP10\(2011\)081](https://doi.org/10.1007/JHEP10(2011)081), arXiv:1109.1570.
- [12] D. Marzocca, M. Serone, J. Shu, General composite Higgs models, *J. High Energy Phys.* 08 (2012) 013, [https://doi.org/10.1007/JHEP08\(2012\)013](https://doi.org/10.1007/JHEP08(2012)013), arXiv:1205.0770.
- [13] D. Greco, D. Liu, Hunting composite vector resonances at the LHC: naturalness facing data, *J. High Energy Phys.* 12 (2014) 126, [https://doi.org/10.1007/JHEP12\(2014\)126](https://doi.org/10.1007/JHEP12(2014)126), arXiv:1410.2883.
- [14] K. Lane, L. Pritchett, The light composite Higgs boson in strong extended technicolor, *J. High Energy Phys.* 06 (2017) 140, [https://doi.org/10.1007/JHEP06\(2017\)140](https://doi.org/10.1007/JHEP06(2017)140), arXiv:1604.07085.
- [15] M. Schmaltz, D. Tucker-Smith, Little Higgs theories, *Annu. Rev. Nucl. Part. Sci.* 55 (2005) 229, <https://doi.org/10.1146/annurev.nucl.55.090704.151502>, arXiv:hep-ph/0502182.
- [16] N. Arkani-Hamed, A.G. Cohen, E. Katz, A.E. Nelson, The lightest Higgs, *J. High Energy Phys.* 07 (2002) 034, <https://doi.org/10.1088/1126-6708/2002/07/034>, arXiv:hep-ph/0206021.
- [17] D. Pappadopulo, A. Thamm, R. Torre, A. Wulzer, Heavy vector triplets: bridging theory and data, *J. High Energy Phys.* 09 (2014) 060, [https://doi.org/10.1007/JHEP09\(2014\)060](https://doi.org/10.1007/JHEP09(2014)060), arXiv:1402.4431.
- [18] CMS Collaboration, Search for heavy resonances decaying to WW , WZ , or WH boson pairs in a final state consisting of a lepton and a large-radius jet in proton-proton collisions at $\sqrt{s} = 13$ TeV, *Phys. Rev. D* 105 (2022) 032008, <https://doi.org/10.1103/PhysRevD.105.032008>, arXiv:2109.06055.
- [19] CMS Collaboration, A multi-dimensional search for new heavy resonances decaying to boosted WW , WZ , or ZZ boson pairs in the dijet final state at 13 TeV, *Eur. Phys. J. C* 80 (2020) 237, <https://doi.org/10.1140/epjc/s10052-020-7773-5>, arXiv:1906.05977.
- [20] CMS Collaboration, Combination of CMS searches for heavy resonances decaying to pairs of bosons or leptons, *Phys. Lett. B* 798 (2019) 134952, <https://doi.org/10.1016/j.physletb.2019.134952>, arXiv:1906.00057.
- [21] CMS Collaboration, Search for a heavy resonance decaying to a pair of vector bosons in the lepton plus merged jet final state at $\sqrt{s} = 13$ TeV, *J. High Energy Phys.* 05 (2018) 088, [https://doi.org/10.1007/JHEP05\(2018\)088](https://doi.org/10.1007/JHEP05(2018)088), arXiv:1802.09407.
- [22] CMS Collaboration, Search for a heavy resonance decaying into a Z boson and a Z or W boson in $2\ell 2q$ final states at $\sqrt{s} = 13$ TeV, *J. High Energy Phys.* 09 (2018) 101, [https://doi.org/10.1007/JHEP09\(2018\)101](https://doi.org/10.1007/JHEP09(2018)101), arXiv:1803.10093.
- [23] CMS Collaboration, Search for a heavy resonance decaying into a Z boson and a vector boson in the $\nu\bar{\nu}q\bar{q}$ final state, *J. High Energy Phys.* 07 (2018) 075, [https://doi.org/10.1007/JHEP07\(2018\)075](https://doi.org/10.1007/JHEP07(2018)075), arXiv:1803.03838.
- [24] CMS Collaboration, Search for Z resonances in the $2\ell 2\nu$ final state in proton-proton collisions at 13 TeV, *J. High Energy Phys.* 03 (2018) 003, [https://doi.org/10.1007/JHEP03\(2018\)003](https://doi.org/10.1007/JHEP03(2018)003), arXiv:1711.04370.
- [25] CMS Collaboration, Search for massive resonances decaying into WW , WZ , qW , and qZ with dijet final states at $\sqrt{s} = 13$ TeV, *Phys. Rev. D* 97 (2018) 072006, <https://doi.org/10.1103/PhysRevD.97.072006>, arXiv:1708.05379.
- [26] CMS Collaboration, Search for massive resonances decaying into WW , WZ or ZZ bosons in proton-proton collisions at $\sqrt{s} = 13$ TeV, *J. High Energy Phys.* 03 (2017) 162, [https://doi.org/10.1007/JHEP03\(2017\)162](https://doi.org/10.1007/JHEP03(2017)162), arXiv:1612.09159.
- [27] CMS Collaboration, Search for new resonances decaying via WZ to leptons in proton-proton collisions at $\sqrt{s} = 8$ TeV, *Phys. Lett. B* 740 (2015) 83, <https://doi.org/10.1016/j.physletb.2014.11.026>, arXiv:1407.3476.
- [28] CMS Collaboration, Search for massive resonances in dijet systems containing jets tagged as W or Z boson decays in pp collisions at $\sqrt{s} = 8$ TeV, *J. High Energy Phys.* 08 (2014) 173, [https://doi.org/10.1007/JHEP08\(2014\)173](https://doi.org/10.1007/JHEP08(2014)173), arXiv:1405.1994.
- [29] CMS Collaboration, Search for massive resonances decaying into pairs of boosted bosons in semi-leptonic final states at $\sqrt{s} = 8$ TeV, *J. High Energy Phys.* 08 (2014) 174, [https://doi.org/10.1007/JHEP08\(2014\)174](https://doi.org/10.1007/JHEP08(2014)174), arXiv:1405.3447.
- [30] CMS Collaboration, Search for heavy resonances decaying into two Higgs bosons or into a Higgs boson and a W or Z boson in proton-proton collisions at 13 TeV, *J. High Energy Phys.* 01 (2019) 051, [https://doi.org/10.1007/JHEP01\(2019\)051](https://doi.org/10.1007/JHEP01(2019)051), arXiv:1808.01365.
- [31] CMS Collaboration, Search for heavy resonances decaying into a vector boson and a Higgs boson in final states with charged leptons, neutrinos and b quarks at $\sqrt{s} = 13$ TeV, *J. High Energy Phys.* 11 (2018) 172, [https://doi.org/10.1007/JHEP11\(2018\)172](https://doi.org/10.1007/JHEP11(2018)172), arXiv:1807.02826.
- [32] CMS Collaboration, Search for heavy resonances that decay into a vector boson and a Higgs boson in hadronic final states at $\sqrt{s} = 13$ TeV, *Eur. Phys. J. C* 77 (2017) 636, <https://doi.org/10.1140/epjc/s10052-017-5192-z>, arXiv:1707.01303.
- [33] CMS Collaboration, Search for heavy resonances decaying into a vector boson and a Higgs boson in final states with charged leptons, neutrinos, and b quarks, *Phys. Lett. B* 768 (2017) 137, <https://doi.org/10.1016/j.physletb.2017.02.040>, arXiv:1610.08066.
- [34] CMS Collaboration, Search for massive WH resonances decaying into the $\ell\nu\bar{b}b$ final state at $\sqrt{s} = 8$ TeV, *Eur. Phys. J. C* 76 (2016) 237, <https://doi.org/10.1140/epjc/s10052-016-4067-z>, arXiv:1601.06431.
- [35] CMS Collaboration, Search for a massive resonance decaying into a Higgs boson and a W or Z boson in hadronic final states in proton-proton collisions at $\sqrt{s} = 8$ TeV, *J. High Energy Phys.* 02 (2016) 145, [https://doi.org/10.1007/JHEP02\(2016\)145](https://doi.org/10.1007/JHEP02(2016)145), arXiv:1506.01443.
- [36] CMS Collaboration, Search for narrow high-mass resonances in proton-proton collisions at $\sqrt{s} = 8$ TeV decaying to a Z and a Higgs boson, *Phys. Lett. B* 748 (2015) 255, <https://doi.org/10.1016/j.physletb.2015.07.011>, arXiv:1502.04994.
- [37] ATLAS Collaboration, Search for heavy diboson resonances in semileptonic final states in pp collisions at $\sqrt{s} = 13$ TeV with the ATLAS detector, *Eur. Phys. J. C* 80 (2020) 1165, <https://doi.org/10.1140/epjc/s10052-020-08554-y>, arXiv:2004.14636.
- [38] ATLAS Collaboration, Search for diboson resonances in hadronic final states in 139 fb^{-1} of pp collisions at $\sqrt{s} = 13$ TeV with the ATLAS detector, *J. High Energy Phys.* 09 (2019) 091, [https://doi.org/10.1007/JHEP09\(2019\)091](https://doi.org/10.1007/JHEP09(2019)091), arXiv:1906.08589, Erratum: [https://doi.org/10.1007/JHEP06\(2020\)042](https://doi.org/10.1007/JHEP06(2020)042).
- [39] ATLAS Collaboration, Combination of searches for heavy resonances decaying into bosonic and leptonic final states using 36 fb^{-1} of proton-proton collision data at $\sqrt{s} = 13$ TeV with the ATLAS detector, *Phys. Rev. D* (2018) 052008, <https://doi.org/10.1103/PhysRevD.98.052008>, arXiv:1808.02380.
- [40] ATLAS Collaboration, Search for heavy resonances decaying to a W or Z boson and a Higgs boson in the $q\bar{q}(\nu)\bar{b}b$ final state in pp collisions at $\sqrt{s} = 13$ TeV with the ATLAS detector, *Phys. Lett. B* 774 (2017) 494, <https://doi.org/10.1016/j.physletb.2017.09.066>, arXiv:1707.06958.
- [41] ATLAS Collaboration, Search for diboson resonances with boson-tagged jets in pp collisions at $\sqrt{s} = 13$ TeV with the ATLAS detector, *Phys. Lett. B* 777 (2018) 91, <https://doi.org/10.1016/j.physletb.2017.12.011>, arXiv:1708.04445.
- [42] ATLAS Collaboration, Searches for heavy diboson resonances in pp collisions at $\sqrt{s} = 13$ TeV with the ATLAS detector, *J. High Energy Phys.* 09 (2016) 173, [https://doi.org/10.1007/JHEP09\(2016\)173](https://doi.org/10.1007/JHEP09(2016)173), arXiv:1606.04833.
- [43] ATLAS Collaboration, Search for production of WW/WZ resonances decaying to a lepton, neutrino and jets in pp collisions at $\sqrt{s} = 8$ TeV with the ATLAS detector, *Eur. Phys. J. C* 75 (2015) 209, <https://doi.org/10.1140/epjc/s10052-015-3425-6>, arXiv:1503.04677.
- [44] ATLAS Collaboration, Search for resonant diboson production in the $\ell\ell q\bar{q}$ final state in pp collisions at $\sqrt{s} = 8$ TeV with the ATLAS detector, *Eur. Phys. J. C* 75 (2015) 69, <https://doi.org/10.1140/epjc/s10052-015-3261-8>, arXiv:1409.6190.
- [45] ATLAS Collaboration, Search for WZ resonances in the fully leptonic channel using pp collisions at $\sqrt{s} = 8$ TeV collisions with the ATLAS detector, *Phys. Lett. B* 737 (2014) 223, <https://doi.org/10.1016/j.physletb.2014.08.039>, arXiv:1406.4456.
- [46] ATLAS Collaboration, Search for resonances decaying into a weak vector boson and a Higgs boson in the fully hadronic final state produced in proton-proton collisions at $\sqrt{s} = 13$ TeV with the ATLAS detector, *Phys. Rev. D* 102 (2020) 112008, <https://doi.org/10.1103/PhysRevD.102.112008>, arXiv:2007.05293.
- [47] ATLAS Collaboration, Search for a new resonance decaying to a W or Z boson and a Higgs boson in the $\ell\ell/\ell\nu/\nu\nu + b\bar{b}$ final states with the ATLAS detector, *Eur. Phys. J. C* 75 (2015) 263, <https://doi.org/10.1140/epjc/s10052-015-3474-x>, arXiv:1503.08089.
- [48] ATLAS Collaboration, Search for new resonances decaying to a W or Z boson and a Higgs boson in the $\ell^+\ell^-\bar{b}b$, $\ell\nu\bar{b}b$, and $\nu\bar{\nu}b\bar{b}$ channels with pp collisions at $\sqrt{s} = 13$ TeV with the ATLAS detector, *Phys. Lett. B* 765 (2017) 32, <https://doi.org/10.1016/j.physletb.2016.11.045>, arXiv:1607.05621.
- [49] ATLAS Collaboration, Search for high-mass diboson resonances with boson-tagged jets in proton-proton collisions at $\sqrt{s} = 8$ TeV with the ATLAS detector, *J. High Energy Phys.* 12 (2015) 055, [https://doi.org/10.1007/JHEP12\(2015\)055](https://doi.org/10.1007/JHEP12(2015)055), arXiv:1506.00962.
- [50] CMS Collaboration, Identification of heavy, energetic, hadronically decaying particles using machine-learning techniques, *J. Instrum.* 15 (2020) P06005, <https://doi.org/10.1088/1748-0221/15/06/P06005>, arXiv:2004.08262.
- [51] CMS Collaboration, The CMS experiment at the CERN LHC, *J. Instrum.* 3 (2008) S08004, <https://doi.org/10.1088/1748-0221/3/08/S08004>.
- [52] CMS Collaboration, Particle-flow reconstruction and global event description with the CMS detector, *J. Instrum.* 12 (2017) P10003, <https://doi.org/10.1088/1748-0221/12/10/P10003>, arXiv:1706.04965.
- [53] M. Cacciari, G.P. Salam, G. Soyez, The anti- k_T jet clustering algorithm, *J. High Energy Phys.* 04 (2008) 063, <https://doi.org/10.1088/1126-6708/2008/04/063>, arXiv:0802.1189.
- [54] M. Cacciari, G.P. Salam, G. Soyez, FastJet user manual, *Eur. Phys. J. C* 72 (2012) 1896, <https://doi.org/10.1140/epjc/s10052-012-1896-2>, arXiv:1111.6097.

- [55] CMS Collaboration, Jet energy scale and resolution in the CMS experiment in pp collisions at 8 TeV, *J. Instrum.* 12 (2017) P02014, <https://doi.org/10.1088/1748-0221/12/02/P02014>, arXiv:1607.03663.
- [56] CMS Collaboration, Jet algorithms performance in 13 TeV data, CMS Physics Analysis Summary CMS-PAS-JME-16-003 (2016), <http://cds.cern.ch/record/2256875>.
- [57] CMS Collaboration, The CMS trigger system, *J. Instrum.* 12 (2017) P01020, <https://doi.org/10.1088/1748-0221/12/01/P01020>, arXiv:1609.02366.
- [58] D. Krohn, J. Thaler, L.-T. Wang, Jet trimming, *J. High Energy Phys.* 02 (2010) 084, [https://doi.org/10.1007/JHEP02\(2010\)084](https://doi.org/10.1007/JHEP02(2010)084), arXiv:0912.1342.
- [59] A. Oliveira, Gravity particles from warped extra dimensions, predictions for LHC, arXiv:1404.0102, 2014.
- [60] J. Alwall, R. Frederix, S. Frixione, V. Hirschi, F. Maltoni, O. Mattelaer, H.S. Shao, T. Stelzer, P. Torrielli, M. Zaro, The automated computation of tree-level and next-to-leading order differential cross sections, and their matching to parton shower simulations, *J. High Energy Phys.* 07 (2014) 079, [https://doi.org/10.1007/JHEP07\(2014\)079](https://doi.org/10.1007/JHEP07(2014)079), arXiv:1405.0301.
- [61] T. Sjöstrand, S. Ask, J.R. Christiansen, R. Corke, N. Desai, P. Ilten, S. Mrenna, S. Prestel, C.O. Rasmussen, P.Z. Skands, An introduction to pythia 8.2, *Comput. Phys. Commun.* 191 (2015) 159, <https://doi.org/10.1016/j.cpc.2015.01.024>, arXiv:1410.3012.
- [62] R.D. Ball, V. Bertone, S. Carrazza, C.S. Deans, L. Del Debbio, S. Forte, A. Guffanti, N.P. Hartland, J.I. Latorre, J. Rojo, M. Ubiali, NNPDF, Parton distributions for the LHC Run II, *J. High Energy Phys.* 04 (2015) 040, [https://doi.org/10.1007/JHEP04\(2015\)040](https://doi.org/10.1007/JHEP04(2015)040), arXiv:1410.8849.
- [63] CMS Collaboration, Event generator tunes obtained from underlying event and multiparton scattering measurements, *Eur. Phys. J. C* 76 (2016) 155, <https://doi.org/10.1140/epjc/s10052-016-3988-x>, arXiv:1512.00815.
- [64] CMS Collaboration, Extraction and validation of a new set of CMS pythia 8 tunes from underlying-event measurements, *Eur. Phys. J. C* 80 (2020) 4, <https://doi.org/10.1140/epjc/s10052-019-7499-4>, arXiv:1903.12179.
- [65] J. Butterworth, et al., PDF4LHC recommendations for LHC Run II, *J. Phys. G* 43 (2016) 023001, <https://doi.org/10.1088/0954-3899/43/2/023001>, arXiv:1510.03865.
- [66] S. Dulat, T.-J. Hou, J. Gao, M. Guzzi, J. Huston, P. Nadolsky, J. Pumplin, C. Schmidt, D. Stump, C.-P. Yuan, New parton distribution functions from a global analysis of quantum chromodynamics, *Phys. Rev. D* 93 (2016) 033006, <https://doi.org/10.1103/PhysRevD.93.033006>, arXiv:1506.07443.
- [67] L.A. Harland-Lang, A.D. Martin, P. Motylinski, R.S. Thorne, Parton distributions in the LHC era: MMHT 2014 PDFs, *Eur. Phys. J. C* 75 (2015) 204, <https://doi.org/10.1140/epjc/s10052-015-3397-6>, arXiv:1412.3989.
- [68] J. Gao, P. Nadolsky, A meta-analysis of parton distribution functions, *J. High Energy Phys.* 07 (2014) 035, [https://doi.org/10.1007/JHEP07\(2014\)035](https://doi.org/10.1007/JHEP07(2014)035), arXiv:1401.0013.
- [69] S. Carrazza, S. Forte, Z. Kassabov, J.I. Latorre, J. Rojo, An unbiased Hessian representation for Monte Carlo PDFs, *Eur. Phys. J. C* 75 (2015) 369, <https://doi.org/10.1140/epjc/s10052-015-3590-7>, arXiv:1505.06736.
- [70] J. Alwall, S. Höche, F. Krauss, N. Lavesson, L. Lönnblad, F. Maltoni, M.L. Mangano, M. Moretti, C.G. Papadopoulos, F. Piccinini, S. Schumann, M. Treccani, J. Winter W. M, Comparative study of various algorithms for the merging of parton showers and matrix elements in hadronic collisions, *Eur. Phys. J. C* 53 (2008) 473, <https://doi.org/10.1140/epjc/s10052-007-0490-5>, arXiv:0706.2569.
- [71] M. Bähr, S. Gieseke, M.A. Gigg, D. Grellscheid, K. Hamilton, O. Latunde-Dada, S. Plätzer, P. Richardson, M.H. Seymour, A. Sherstnev, B.R. Webber, herwig++ physics and manual, *Eur. Phys. J. C* 58 (2008) 639, <https://doi.org/10.1140/epjc/s10052-008-0798-9>, arXiv:0803.0883.
- [72] S. Alioli, S.-O. Moch, P. Uwer, Hadronic top-quark pair-production with one jet and parton showering, *J. High Energy Phys.* 01 (2012) 137, [https://doi.org/10.1007/JHEP01\(2012\)137](https://doi.org/10.1007/JHEP01(2012)137), arXiv:1110.5251.
- [73] S. Kallweit, J.M. Lindert, P. Maierhöfer, S. Pozzorini, M. Schönherr, NLO electroweak automation and precise predictions for W+multijet production at the LHC, *J. High Energy Phys.* 04 (2015) 012, [https://doi.org/10.1007/JHEP04\(2015\)012](https://doi.org/10.1007/JHEP04(2015)012), arXiv:1412.5157.
- [74] S. Kallweit, J.M. Lindert, P. Maierhöfer, S. Pozzorini, M. Schönherr, NLO QCD+EW predictions for V+jets including off-shell vector-boson decays and multi-jet merging, *J. High Energy Phys.* 04 (2016) 021, [https://doi.org/10.1007/JHEP04\(2016\)021](https://doi.org/10.1007/JHEP04(2016)021), arXiv:1511.08692.
- [75] R.D. Ball, V. Bertone, S. Carrazza, L. Del Debbio, S. Forte, P. Groth-Merrild, A. Guffanti, N.P. Hartland, Z. Kassabov, J.I. Latorre, E.R. Nocera, J. Rojo, L. Rottoli, E. Slade, M. Ubiali, NNPDF, Parton distributions from high-precision collider data, *Eur. Phys. J. C* 77 (2017) 663, <https://doi.org/10.1140/epjc/s10052-017-5199-5>, arXiv:1706.00428.
- [76] S. Agostinelli, et al., GEANT4, Geant4—a simulation toolkit, *Nucl. Instrum. Methods A* 506 (2003) 250, [https://doi.org/10.1016/S0168-9002\(03\)01368-8](https://doi.org/10.1016/S0168-9002(03)01368-8).
- [77] CMS Collaboration, Jet energy scale and resolution performance with 13 TeV data collected by CMS in 2016–2018, CMS Detector Performance Note CMS-DP-2020-019, <https://cds.cern.ch/record/2715872>, 2020.
- [78] CMS Collaboration, Jet energy scale and resolution measurement with Run 2 Legacy Data Collected by CMS at 13 TeV, Technical Report CMS-DP-2021-033, <https://cds.cern.ch/record/2792322>, 2021.
- [79] CMS Collaboration, Precision luminosity measurement in proton-proton collisions at $\sqrt{s} = 13$ TeV in 2015 and 2016 at CMS, *Eur. Phys. J. C* 81 (2021) 800, <https://doi.org/10.1140/epjc/s10052-021-09538-2>, arXiv:2104.01927.
- [80] CMS Collaboration, CMS luminosity measurement for the 2017 data-taking period at $\sqrt{s} = 13$ TeV, CMS Physics Analysis Summary CMS-PAS-LUM-17-004 (2018), <https://cds.cern.ch/record/2621960>.
- [81] CMS Collaboration, CMS luminosity measurement for the 2018 data-taking period at $\sqrt{s} = 13$ TeV, CMS Physics Analysis Summary CMS-PAS-LUM-18-002 (2019), <https://cds.cern.ch/record/2676164>.
- [82] CMS Collaboration, Description and performance of track and primary-vertex reconstruction with the CMS tracker, *J. Instrum.* 9 (2014) P10009, <https://doi.org/10.1088/1748-0221/9/10/P10009>, arXiv:1405.6569.
- [83] CMS Collaboration, Technical proposal for the Phase-II upgrade of the compact muon solenoid, CMS Technical Proposal CERN-LHCC-2015-010, CMS-TDR-15-02, <http://cds.cern.ch/record/2020886>, 2015.
- [84] CMS Collaboration, Performance of the CMS muon detector and muon reconstruction with proton-proton collisions at $\sqrt{s} = 13$ TeV, *J. Instrum.* 13 (2018) P06015, <https://doi.org/10.1088/1748-0221/13/06/P06015>, arXiv:1804.04528.
- [85] CMS Collaboration, Performance of electron reconstruction and selection with the CMS detector in proton-proton collisions at $\sqrt{s} = 8$ TeV, *J. Instrum.* 10 (2015) P06005, <https://doi.org/10.1088/1748-0221/10/06/P06005>, arXiv:1502.02701.
- [86] CMS Collaboration, Pileup mitigation at CMS in 13 TeV data, *J. Instrum.* 15 (2020) P09018, <https://doi.org/10.1088/1748-0221/15/09/P09018>, arXiv:2003.00503.
- [87] D. Bertolini, P. Harris, M. Low, N. Tran, Pileup per particle identification, *J. High Energy Phys.* 10 (2014) 59, [https://doi.org/10.1007/JHEP10\(2014\)059](https://doi.org/10.1007/JHEP10(2014)059), arXiv:1407.6013.
- [88] A.J. Larkoski, S. Marzani, G. Soyez, J. Thaler, Soft drop, *J. High Energy Phys.* 05 (2014) 146, [https://doi.org/10.1007/JHEP05\(2014\)146](https://doi.org/10.1007/JHEP05(2014)146), arXiv:1402.2657.
- [89] Y.L. Dokshitzer, G.D. Leder, S. Moretti, B.R. Webber, Better jet clustering algorithms, *J. High Energy Phys.* 08 (1997) 001, <https://doi.org/10.1088/1126-6708/1997/08/001>, arXiv:hep-ph/9707323.
- [90] M. Wobisch, T. Wengler, Hadronization corrections to jet cross-sections in deep inelastic scattering, in: *Monte Carlo Generators for HERA Physics*, 1998, arXiv:hep-ph/9907280.
- [91] J. Dolen, P. Harris, S. Marzani, S. Rappoccio, N. Tran, Thinking outside the ROCs: designing decorrelated taggers (DDT) for jet substructure, *J. High Energy Phys.* 05 (2016) 156, [https://doi.org/10.1007/JHEP05\(2016\)156](https://doi.org/10.1007/JHEP05(2016)156), arXiv:1603.00027.
- [92] CMS Collaboration, Identification of heavy-flavour jets with the CMS detector in pp collisions at 13 TeV, *J. Instrum.* 13 (2018) P05011, <https://doi.org/10.1088/1748-0221/13/05/P05011>, arXiv:1712.07158.
- [93] CMS Collaboration, Measurements of $t\bar{t}$ differential cross sections in proton-proton collisions at $\sqrt{s} = 13$ TeV using events containing two leptons, *J. High Energy Phys.* 02 (2018) 149, [https://doi.org/10.1007/JHEP02\(2018\)149](https://doi.org/10.1007/JHEP02(2018)149), arXiv:1811.06625.
- [94] CMS Collaboration, Measurement of differential cross sections for top quark pair production using the lepton+jets final state in proton-proton collisions at 13 TeV, *Phys. Rev. D* 95 (2016) 092001, <https://doi.org/10.1103/PhysRevD.95.092001>, arXiv:1610.04191.
- [95] L. Demortier, L. Lyons, Everything you always wanted to know about pulls, Technical Report CDF/ANAL/PUBLIC/5776, CDF, 2002, http://physics.rockefeller.edu/luc/technical_reports/cdf5776_pulls.pdf.
- [96] T. Junk, Confidence level computation for combining searches with small statistics, *Nucl. Instrum. Methods* 434 (1999) 435, [https://doi.org/10.1016/S0168-9002\(99\)00498-2](https://doi.org/10.1016/S0168-9002(99)00498-2), arXiv:hep-ex/9902006.
- [97] A.L. Read, Presentation of search results: the CL_s technique, *J. Phys. G* 28 (2002) 2693, <https://doi.org/10.1088/0954-3899/28/10/313>.
- [98] G. Cowan, K. Cranmer, E. Gross, O. Vitells, Asymptotic formulae for likelihood-based tests of new physics, *Eur. Phys. J. C* 71 (2011) 1554, <https://doi.org/10.1140/epjc/s10052-011-1554-0>, arXiv:1007.1727, Erratum: <https://doi.org/10.1140/epjc/s10052-013-2501-z>.
- [99] HEPData record for this analysis, <https://doi.org/10.17182/hepdata.132485.2022>.

The CMS Collaboration

A. Tumasyan¹

Yerevan Physics Institute, Yerevan, Armenia

W. Adam, J.W. Andrejkovic, T. Bergauer, S. Chatterjee, K. Damanakis, M. Dragicevic, A. Escalante Del Valle, P.S. Hussain, M. Jeitler², N. Krammer, L. Lechner, D. Liko, I. Mikulec, P. Paulitsch, F.M. Pitters, J. Schieck², R. Schöfbeck, D. Schwarz, S. Templ, W. Waltenberger, C.-E. Wulz²

Institut für Hochenergiephysik, Vienna, Austria

M.R. Darwish³, T. Janssen, T. Kello⁴, H. Rejeb Sfar, P. Van Mechelen

Universiteit Antwerpen, Antwerpen, Belgium

E.S. Bols, J. D'Hondt, A. De Moor, M. Delcourt, H. El Faham, S. Lowette, S. Moortgat, A. Morton, D. Müller, A.R. Sahasransu, S. Tavernier, W. Van Doninck, D. Vannerom

Vrije Universiteit Brussel, Brussel, Belgium

B. Clerbaux, G. De Lentdecker, L. Favart, D. Hohov, J. Jaramillo, K. Lee, M. Mahdavihorrani, I. Makarenko, A. Malara, S. Paredes, L. Pétré, N. Postiau, E. Starling, L. Thomas, M. Vanden Bemden, C. Vander Velde, P. Vanlaer

Université Libre de Bruxelles, Bruxelles, Belgium

D. Dobur, J. Knolle, L. Lambrecht, G. Mestdach, M. Niedziela, C. Rendón, C. Roskas, A. Samalan, K. Skovpen, M. Tytgat, N. Van Den Bossche, B. Vermassen, L. Wezenbeek

Ghent University, Ghent, Belgium

A. Benecke, G. Bruno, F. Bury, C. Caputo, P. David, C. Delaere, I.S. Donertas, A. Giammanco, K. Jaffel, Sa. Jain, V. Lemaître, K. Mondal, J. Prisciandaro, A. Talierno, T.T. Tran, P. Vischia, S. Wertz

Université Catholique de Louvain, Louvain-la-Neuve, Belgium

G.A. Alves, E. Coelho, C. Hensel, A. Moraes, P. Rebello Teles

Centro Brasileiro de Pesquisas Físicas, Rio de Janeiro, Brazil

W.L. Aldá Júnior, M. Alves Gallo Pereira, M. Barroso Ferreira Filho, H. Brandao Malbouisson, W. Carvalho, J. Chinellato⁵, E.M. Da Costa, G.G. Da Silveira⁶, D. De Jesus Damiao, V. Dos Santos Sousa, S. Fonseca De Souza, J. Martins⁷, C. Mora Herrera, K. Mota Amarilo, L. Mundim, H. Nogima, A. Santoro, S.M. Silva Do Amaral, A. Sznajder, M. Thiel, F. Torres Da Silva De Araujo⁸, A. Vilela Pereira

Universidade do Estado do Rio de Janeiro, Rio de Janeiro, Brazil

C.A. Bernardes⁶, L. Calligaris, T.R. Fernandez Perez Tomei, E.M. Gregores, P.G. Mercadante, S.F. Novaes, Sandra S. Padula

Universidade Estadual Paulista, Universidade Federal do ABC, São Paulo, Brazil

A. Aleksandrov, G. Antchev, R. Hadjiiska, P. Iaydjiev, M. Misheva, M. Rodozov, M. Shopova, G. Sultanov

Institute for Nuclear Research and Nuclear Energy, Bulgarian Academy of Sciences, Sofia, Bulgaria

A. Dimitrov, T. Ivanov, L. Litov, B. Pavlov, P. Petkov, A. Petrov, E. Shumka

University of Sofia, Sofia, Bulgaria

T. Cheng, T. Javaid⁹, M. Mittal, L. Yuan

Beihang University, Beijing, China

M. Ahmad, G. Bauer¹⁰, Z. Hu, S. Lezki, K. Yi^{10,11}

Department of Physics, Tsinghua University, Beijing, China

G.M. Chen⁹, H.S. Chen⁹, M. Chen⁹, F. Iemmi, C.H. Jiang, A. Kapoor, H. Liao, Z.-A. Liu¹², V. Milosevic, F. Monti, R. Sharma, J. Tao, J. Thomas-Wilsker, J. Wang, H. Zhang, J. Zhao

Institute of High Energy Physics, Beijing, China

A. Agapitos, Y. An, Y. Ban, C. Chen, A. Levin, C. Li, Q. Li, X. Lyu, Y. Mao, S.J. Qian, X. Sun, D. Wang, J. Xiao, H. Yang

State Key Laboratory of Nuclear Physics and Technology, Peking University, Beijing, China

J. Li, M. Lu, Z. You

Sun Yat-Sen University, Guangzhou, China

X. Gao⁴, D. Leggat, H. Okawa, Y. Zhang

Institute of Modern Physics and Key Laboratory of Nuclear Physics and Ion-beam Application (MOE) – Fudan University, Shanghai, China

Z. Lin, C. Lu, M. Xiao

Zhejiang University, Hangzhou, Zhejiang, China

C. Avila, D.A. Barbosa Trujillo, A. Cabrera, C. Florez, J. Fraga

Universidad de Los Andes, Bogota, Colombia

J. Mejia Guisao, F. Ramirez, M. Rodriguez, J.D. Ruiz Alvarez

Universidad de Antioquia, Medellin, Colombia

D. Giljanovic, N. Godinovic, D. Lelas, I. Puljak

University of Split, Faculty of Electrical Engineering, Mechanical Engineering and Naval Architecture, Split, Croatia

Z. Antunovic, M. Kovac, T. Sculac

University of Split, Faculty of Science, Split, Croatia

V. Brigljevic, B.K. Chitroda, D. Ferencek, D. Majumder, M. Roguljic, A. Starodumov¹³, T. Susa

Institute Rudjer Boskovic, Zagreb, Croatia

A. Attikis, K. Christoforou, G. Kole, M. Kolosova, S. Konstantinou, J. Mousa, C. Nicolaou, F. Ptochos, P.A. Razis, H. Rykaczewski, H. Saka

University of Cyprus, Nicosia, Cyprus

M. Finger, M. Finger Jr., A. Kveton

Charles University, Prague, Czech Republic

E. Ayala

Escuela Politecnica Nacional, Quito, Ecuador

E. Carrera Jarrin

Universidad San Francisco de Quito, Quito, Ecuador

A.A. Abdelalim^{14,15}, E. Salama^{16,17}

Academy of Scientific Research and Technology of the Arab Republic of Egypt, Egyptian Network of High Energy Physics, Cairo, Egypt

A. Lotfy, Y. Mohammed

Center for High Energy Physics (CHEP-FU), Fayoum University, El-Fayoum, Egypt

S. Bhowmik, R.K. Dewanjee, K. Ehataht, M. Kadastik, T. Lange, S. Nandan, C. Nielsen, J. Pata, M. Raidal, L. Tani, C. Veelken

National Institute of Chemical Physics and Biophysics, Tallinn, Estonia

P. Eerola, H. Kirschenmann, K. Osterberg, M. Voutilainen

Department of Physics, University of Helsinki, Helsinki, Finland

S. Bharthuar, E. Brücken, F. Garcia, J. Havukainen, M.S. Kim, R. Kinnunen, T. Lampén, K. Lassila-Perini, S. Lehti, T. Lindén, M. Lotti, L. Martikainen, M. Myllymäki, J. Ott, M.m. Rantanen, H. Siikonen, E. Tuominen, J. Tuominiemi

Helsinki Institute of Physics, Helsinki, Finland

P. Luukka, H. Petrow, T. Tuuva

Lappeenranta-Lahti University of Technology, Lappeenranta, Finland

C. Amendola, M. Besancon, F. Couderc, M. Dejardin, D. Denegri, J.L. Faure, F. Ferri, S. Ganjour, P. Gras, G. Hamel de Monchenault, P. Jarry, V. Lohezic, J. Malcles, J. Rander, A. Rosowsky, M.Ö. Sahin, A. Savoy-Navarro¹⁸, P. Simkina, M. Titov

IRFU, CEA, Université Paris-Saclay, Gif-sur-Yvette, France

C. Baldenegro Barrera, F. Beaudette, A. Buchot Perraguin, P. Busson, A. Cappati, C. Charlot, F. Damas, O. Davignon, B. Diab, G. Falmagne, B.A. Fontana Santos Alves, S. Ghosh, R. Granier de Cassagnac, A. Hakimi, B. Harikrishnan, G. Liu, J. Motta, M. Nguyen, C. Ochando, L. Portales, J. Rembser, R. Salerno, U. Sarkar, J.B. Sauvan, Y. Sirois, A. Tarabini, E. Vernazza, A. Zabi, A. Zghiche

Laboratoire Leprince-Ringuet, CNRS/IN2P3, Ecole Polytechnique, Institut Polytechnique de Paris, Palaiseau, France

J.-L. Agram¹⁹, J. Andrea, D. Apparuu, D. Bloch, G. Bourgatte, J.-M. Brom, E.C. Chabert, C. Collard, D. Darej, U. Goerlach, C. Grimault, A.-C. Le Bihan, P. Van Hove

Université de Strasbourg, CNRS, IPHC UMR 7178, Strasbourg, France

S. Beauceron, C. Bernet, B. Blancon, G. Boudoul, A. Carle, N. Chanon, J. Choi, D. Contardo, P. Depasse, C. Dozen²⁰, H. El Mamouni, J. Fay, S. Gascon, M. Gouzevitch, G. Grenier, B. Ille, I.B. Laktineh, M. Lethuillier, L. Mirabito, S. Perries, V. Sordini, L. Torterotot, M. Vander Donckt, P. Verdier, S. Viret

Institut de Physique des 2 Infinis de Lyon (IP2I), Villeurbanne, France

D. Chokheli, I. Lomidze, Z. Tsamalaidze¹³

Georgian Technical University, Tbilisi, Georgia

V. Botta, L. Feld, K. Klein, M. Lipinski, D. Meuser, A. Pauls, N. Röwert, M. Teroerde

RWTH Aachen University, I. Physikalisches Institut, Aachen, Germany

S. Diekmann, A. Dodonova, N. Eich, D. Eliseev, M. Erdmann, P. Fackeldey, D. Fasanella, B. Fischer, T. Hebbeker, K. Hoepfner, F. Ivone, M.y. Lee, L. Mastrolorenzo, M. Merschmeyer, A. Meyer, S. Mondal, S. Mukherjee, D. Noll, A. Novak, F. Nowotny, A. Pozdnyakov, Y. Rath, W. Redjeb, H. Reithler, A. Schmidt, S.C. Schuler, A. Sharma, L. Vigilante, S. Wiedenbeck, S. Zaleski

RWTH Aachen University, III. Physikalisches Institut A, Aachen, Germany

C. Dziwok, G. Flügge, W. Haj Ahmad²¹, O. Hlushchenko, T. Kress, A. Nowack, O. Pooth, A. Stahl²², T. Ziemons, A. Zotz

RWTH Aachen University, III. Physikalisches Institut B, Aachen, Germany

H. Aarup Petersen, M. Aldaya Martin, P. Asmuss, S. Baxter, M. Bayatmakou, O. Behnke, A. Bermúdez Martínez, S. Bhattacharya, A.A. Bin Anuar, F. Blekman²³, K. Borras²⁴, D. Brunner, A. Campbell, A. Cardini, C. Cheng, F. Colombina, S. Consuegra Rodríguez, G. Correia Silva, M. De Silva, L. Didukh, G. Eckerlin, D. Eckstein, L.I. Estevez Banos, O. Filatov, E. Gallo²³, A. Geiser, A. Giraldi, G. Greau, A. Grohsjean, V. Guglielmi, M. Guthoff, A. Jafari²⁵, N.Z. Jomhari, B. Kaech, A. Kasem²⁴, M. Kasemann, H. Kaveh, C. Kleinwort, R. Kogler, M. Komm, D. Krücker, W. Lange, D. Leyva Pernia, K. Lipka, W. Lohmann²⁶, R. Mankel, I.-A. Melzer-Pellmann, M. Mendizabal Morentin, J. Metwally, A.B. Meyer, G. Milella, M. Mormile, A. Mussgiller, A. Nürnberg, Y. Otari, D. Pérez Adán, A. Raspereza, B. Ribeiro Lopes, J. Rübenach, A. Saggio, A. Saibel, M. Savitskyi, M. Scham^{27,24}, V. Scheurer, S. Schnake²⁴, P. Schütze, C. Schwanenberger²³, M. Shchedrolosiev, R.E. Sosa Ricardo, D. Stafford, N. Tonon[†], M. Van De Klundert, F. Vazzoler, A. Ventura Barroso, R. Walsh, D. Walter, Q. Wang, Y. Wen, K. Wichmann, L. Wiens²⁴, C. Wissing, S. Wuchterl, Y. Yang, A. Zimmermann Castro Santos

Deutsches Elektronen-Synchrotron, Hamburg, Germany

R. Aggleton, A. Albrecht, S. Albrecht, M. Antonello, S. Bein, L. Benato, M. Bonanomi, P. Connor, K. De Leo, M. Eich, K. El Morabit, F. Feindt, A. Fröhlich, C. Garbers, E. Garutti, M. Hajheidari, J. Haller, A. Hinzmann, H.R. Jabusch, G. Kasieczka, R. Klanner, W. Korcari, T. Kramer, V. Kutzner, J. Lange, A. Lobanov, C. Matthies, A. Mehta, L. Moureaux, M. Mrowietz, A. Nigamova, Y. Nissan, A. Paasch, K.J. Pena Rodriguez, M. Rieger, O. Rieger, P. Schleper, M. Schröder, J. Schwandt, H. Stadie, G. Steinbrück, A. Tews, M. Wolf

University of Hamburg, Hamburg, Germany

J. Bechtel, S. Brommer, M. Burkart, E. Butz, R. Caspart, T. Chwalek, A. Dierlamm, A. Droll, N. Faltermann, M. Giffels, J.O. Gosewisch, A. Gottmann, F. Hartmann²², M. Horzela, U. Husemann, P. Keicher, M. Klute, R. Koppenhöfer, S. Maier, S. Mitra, Th. Müller, M. Neukum, G. Quast, K. Rabbertz, J. Rauser, D. Savoie, M. Schnepf, D. Seith, I. Shvetsov, H.J. Simonis, N. Trevisani, R. Ulrich, J. van der Linden, R.F. Von Cube, M. Wassmer, M. Weber, S. Wieland, R. Wolf, S. Wozniewski, S. Wunsch

Karlsruher Institut fuer Technologie, Karlsruhe, Germany

G. Anagnostou, P. Assiouras, G. Daskalakis, A. Kyriakis, A. Stakia

Institute of Nuclear and Particle Physics (INPP), NCSR Demokritos, Aghia Paraskevi, Greece

M. Diamantopoulou, D. Karasavvas, P. Kontaxakis, A. Manousakis-Katsikakis, A. Panagiotou, I. Papavergou, N. Saoulidou, K. Theofilatos, E. Tziaferi, K. Vellidis, E. Vourliotis, I. Zisopoulos

National and Kapodistrian University of Athens, Athens, Greece

G. Bakas, T. Chatzistavrou, K. Kousouris, I. Papakrivopoulos, G. Tsipolitis, A. Zacharopoulou

National Technical University of Athens, Athens, Greece

K. Adamidis, I. Bestintzanos, I. Evangelou, C. Foudas, P. Gianneios, C. Kamtsikis, P. Katsoulis, P. Kokkas, P.G. Kosmoglou Kioseoglou, N. Manthos, I. Papadopoulos, J. Strologas

University of Ioánnina, Ioánnina, Greece

M. Csanád, K. Farkas, M.M.A. Gadallah²⁸, S. Lökös²⁹, P. Major, K. Mandal, G. Pásztor, A.J. Rádl³⁰, O. Surányi, G.I. Veres

MTA-ELTE Lendület CMS Particle and Nuclear Physics Group, Eötvös Loránd University, Budapest, Hungary

M. Bartók³¹, G. Bencze, C. Hajdu, D. Horvath^{32,33}, F. Sikler, V. Veszpremi

Wigner Research Centre for Physics, Budapest, Hungary

N. Beni, S. Czellar, J. Karancsi³¹, J. Molnar, Z. Szillasi, D. Teyssier

Institute of Nuclear Research ATOMKI, Debrecen, Hungary

P. Raics, B. Ujvari³⁴

Institute of Physics, University of Debrecen, Debrecen, Hungary

T. Csorgo³⁰, F. Nemes³⁰, T. Novak

Karoly Robert Campus, MATE Institute of Technology, Gyongyos, Hungary

J. Babbar, S. Bansal, S.B. Beri, V. Bhatnagar, G. Chaudhary, S. Chauhan, N. Dhingra³⁵, R. Gupta, A. Kaur, A. Kaur, H. Kaur, M. Kaur, S. Kumar, P. Kumari, M. Meena, K. Sandeep, T. Sheokand, J.B. Singh³⁶, A. Singla, A.K. Virdi

Panjab University, Chandigarh, India

A. Ahmed, A. Bhardwaj, B.C. Choudhary, M. Gola, S. Keshri, A. Kumar, M. Naimuddin, P. Priyanka, K. Ranjan, S. Saumya, A. Shah

University of Delhi, Delhi, India

S. Baradia, S. Barman³⁷, S. Bhattacharya, D. Bhowmik, S. Dutta, S. Dutta, B. Gomber³⁸, M. Maity³⁷, P. Palit, P.K. Rout, G. Saha, B. Sahu, S. Sarkar

Saha Institute of Nuclear Physics, HBNI, Kolkata, India

P.K. Behera, S.C. Behera, P. Kalbhor, J.R. Komaragiri³⁹, D. Kumar³⁹, A. Muhammad, L. Panwar³⁹, R. Pradhan, P.R. Pujahari, A. Sharma, A.K. Sikdar, P.C. Tiwari³⁹, S. Verma

Indian Institute of Technology Madras, Madras, India

K. Naskar⁴⁰

Bhabha Atomic Research Centre, Mumbai, India

T. Aziz, I. Das, S. Dugad, M. Kumar, G.B. Mohanty, P. Suryadevara

Tata Institute of Fundamental Research-A, Mumbai, India

S. Banerjee, R. Chudasama, M. Guchait, S. Karmakar, S. Kumar, G. Majumder, K. Mazumdar, S. Mukherjee, A. Thachayath

Tata Institute of Fundamental Research-B, Mumbai, India

S. Bahinipati⁴¹, A.K. Das, C. Kar, P. Mal, T. Mishra, V.K. Muraleedharan Nair Bindhu⁴², A. Nayak⁴², P. Saha, N. Sur, S.K. Swain, D. Vats⁴²

National Institute of Science Education and Research, An OCC of Homi Bhabha National Institute, Bhubaneswar, Odisha, India

A. Alpana, S. Dube, B. Kansal, A. Laha, S. Pandey, A. Rastogi, S. Sharma

Indian Institute of Science Education and Research (IISER), Pune, India

H. Bakhshiansohi⁴³, E. Khazaie⁴³, M. Sedghi⁴⁴

Isfahan University of Technology, Isfahan, Iran

S. Chenarani⁴⁵, S.M. Etesami, M. Khakzad, M. Mohammadi Najafabadi

Institute for Research in Fundamental Sciences (IPM), Tehran, Iran

M. Grunewald

University College Dublin, Dublin, Ireland

M. Abbrescia^{a,b}, R. Aly^{a,b}, C. Aruta^{a,b}, A. Colaleo^a, D. Creanza^{a,c}, N. De Filippis^{a,c}, M. De Palma^{a,b}, A. Di Florio^{a,b}, W. Elmetenawee^{a,b}, F. Errico^{a,b}, L. Fiore^a, G. Iaselli^{a,c}, M. Ince^{a,b}, G. Maggi^{a,c}, M. Maggi^a, I. Margjeka^{a,b}, V. Mastrapasqua^{a,b}, S. My^{a,b}, S. Nuzzo^{a,b}, A. Pellecchia^{a,b}, A. Pompili^{a,b},

G. Pugliese^{a,c}, R. Radogna^a, D. Ramos^a, A. Ranieri^a, G. Selvaggi^{a,b}, L. Silvestris^a, F.M. Simone^{a,b},
 Ü. Sözbilir^a, A. Stamerra^a, R. Venditti^a, P. Verwilligen^a

^a INFN Sezione di Bari, Bari, Italy

^b Università di Bari, Bari, Italy

^c Politecnico di Bari, Bari, Italy

G. Abbiendi^a, C. Battilana^{a,b}, D. Bonacorsi^{a,b}, L. Borgonovi^a, L. Brigliadori^a, R. Campanini^{a,b},
 P. Capiluppi^{a,b}, A. Castro^{a,b}, F.R. Cavallo^a, M. Cuffiani^{a,b}, G.M. Dallavalle^a, T. Diotallevi^{a,b}, F. Fabbri^a,
 A. Fanfani^{a,b}, P. Giacomelli^a, L. Giommi^{a,b}, C. Grandi^a, L. Guiducci^{a,b}, S. Lo Meo^{a,46}, L. Lunerti^{a,b},
 S. Marcellini^a, G. Masetti^a, F.L. Navarria^{a,b}, A. Perrotta^a, F. Primavera^{a,b}, A.M. Rossi^{a,b}, T. Rovelli^{a,b},
 G.P. Siroli^{a,b}

^a INFN Sezione di Bologna, Bologna, Italy

^b Università di Bologna, Bologna, Italy

S. Costa^{a,b,47}, A. Di Mattia^a, R. Potenza^{a,b}, A. Tricomi^{a,b,47}, C. Tuve^{a,b}

^a INFN Sezione di Catania, Catania, Italy

^b Università di Catania, Catania, Italy

G. Barbagli^a, B. Camaiani^{a,b}, A. Cassese^a, R. Ceccarelli^{a,b}, V. Ciulli^{a,b}, C. Civinini^a, R. D'Alessandro^{a,b},
 E. Focardi^{a,b}, G. Latino^{a,b}, P. Lenzi^{a,b}, M. Lizzo^{a,b}, M. Meschini^a, S. Paoletti^a, R. Seidita^{a,b},
 G. Sguazzoni^a, L. Viliani^a

^a INFN Sezione di Firenze, Firenze, Italy

^b Università di Firenze, Firenze, Italy

L. Benussi, S. Bianco, S. Meola²², D. Piccolo

INFN Laboratori Nazionali di Frascati, Frascati, Italy

M. Bozzo^{a,b}, F. Ferro^a, R. Mulargia^a, E. Robutti^a, S. Tosi^{a,b}

^a INFN Sezione di Genova, Genova, Italy

^b Università di Genova, Genova, Italy

A. Benaglia^a, G. Boldrini^a, F. Brivio^{a,b}, F. Ceteorelli^{a,b}, F. De Guio^{a,b}, M.E. Dinardo^{a,b}, P. Dini^a, S. Gennai^a,
 A. Ghezzi^{a,b}, P. Govoni^{a,b}, L. Guzzi^{a,b}, M.T. Lucchini^{a,b}, M. Malberti^a, S. Malvezzi^a, A. Massironi^a,
 D. Menasce^a, L. Moroni^a, M. Paganoni^{a,b}, D. Pedrini^a, B.S. Pinolini^a, S. Ragazzi^{a,b}, N. Redaelli^a,
 T. Tabarelli de Fatis^{a,b}, D. Zuolo^{a,b}

^a INFN Sezione di Milano-Bicocca, Milano, Italy

^b Università di Milano-Bicocca, Milano, Italy

S. Buontempo^a, F. Carnevali^{a,b}, N. Cavallo^{a,c}, A. De Iorio^{a,b}, F. Fabozzi^{a,c}, A.O.M. Iorio^{a,b}, L. Lista^{a,b,48},
 P. Paolucci^{a,22}, B. Rossi^a, C. Sciacca^{a,b}

^a INFN Sezione di Napoli, Napoli, Italy

^b Università di Napoli 'Federico II', Napoli, Italy

^c Università della Basilicata, Potenza, Italy

^d Università G. Marconi, Roma, Italy

P. Azzi^a, N. Bacchetta^{a,49}, D. Bisello^{a,b}, P. Bortignon^a, A. Bragagnolo^{a,b}, R. Carlin^{a,b}, P. Checchia^a,
 T. Dorigo^a, F. Gasparini^{a,b}, F. Gonella^a, G. Govi^a, A. Gozzelino^a, G. Grosso^a, L. Layer^{a,50}, E. Lusiani^a,
 M. Margoni^{a,b}, J. Pazzini^{a,b}, P. Ronchese^{a,b}, R. Rossin^{a,b}, G. Strong^a, M. Tosi^{a,b}, H. Yarar^{a,b},
 M. Zanetti^{a,b}, P. Zotto^{a,b}, A. Zucchetta^{a,b}, G. Zumerle^{a,b}

^a INFN Sezione di Padova, Padova, Italy

^b Università di Padova, Padova, Italy

^c Università di Trento, Trento, Italy

S. Abu Zeid^{a,17}, C. Aimè^{a,b}, A. Braghieri^a, S. Calzaferri^{a,b}, D. Fiorina^{a,b}, P. Montagna^{a,b}, V. Re^a,
 C. Riccardi^{a,b}, P. Salvini^a, I. Vai^a, P. Vitulo^{a,b}

^a INFN Sezione di Pavia, Pavia, Italy

^b Università di Pavia, Pavia, Italy

P. Asenov^{a,51}, G.M. Bilei^a, D. Ciangottini^{a,b}, L. Fanò^{a,b}, M. Magherini^{a,b}, G. Mantovani^{a,b}, V. Mariani^{a,b}, M. Menichelli^a, F. Moscatelli^{a,51}, A. Piccinelli^{a,b}, M. Presilla^{a,b}, A. Rossi^{a,b}, A. Santocchia^{a,b}, D. Spiga^a, T. Tedeschi^{a,b}

^a INFN Sezione di Perugia, Perugia, Italy

^b Università di Perugia, Perugia, Italy

P. Azzurri^a, G. Bagliesi^a, V. Bertacchi^{a,c}, R. Bhattacharya^a, L. Bianchini^{a,b}, T. Boccali^a, E. Bossini^{a,b}, D. Bruschini^{a,c}, R. Castaldi^a, M.A. Ciocci^{a,b}, V. D'Amante^{a,d}, R. Dell'Orso^a, M.R. Di Domenico^{a,d}, S. Donato^a, A. Giassi^a, F. Ligabue^{a,c}, E. Manca^{a,c}, G. Mandorli^{a,c}, D. Matos Figueiredo^a, A. Messineo^{a,b}, M. Musich^{a,b}, F. Palla^a, S. Parolia^{a,b}, G. Ramirez-Sanchez^{a,c}, A. Rizzi^{a,b}, G. Rolandi^{a,c}, S. Roy Chowdhury^{a,c}, T. Sarkar^{a,37}, A. Scribano^a, N. Shafiei^{a,b}, P. Spagnolo^a, R. Tenchini^a, G. Tonelli^{a,b}, N. Turini^{a,d}, A. Venturi^a, P.G. Verdini^a

^a INFN Sezione di Pisa, Pisa, Italy

^b Università di Pisa, Pisa, Italy

^c Scuola Normale Superiore di Pisa, Pisa, Italy

^d Università di Siena, Siena, Italy

P. Barria^a, M. Campana^{a,b}, F. Cavallari^a, D. Del Re^{a,b}, E. Di Marco^a, M. Diemoz^a, E. Longo^{a,b}, P. Meridiani^a, G. Organtini^{a,b}, F. Pandolfi^a, R. Paramatti^{a,b}, C. Quaranta^{a,b}, S. Rahatlou^{a,b}, C. Rovelli^a, F. Santanastasio^{a,b}, L. Soffi^a, R. Tramontano^{a,b}

^a INFN Sezione di Roma, Roma, Italy

^b Sapienza Università di Roma, Roma, Italy

N. Amapane^{a,b}, R. Arcidiacono^{a,c}, S. Argiro^{a,b}, M. Arneodo^{a,c}, N. Bartosik^a, R. Bellan^{a,b}, A. Bellora^{a,b}, J. Berenguer Antequera^{a,b}, C. Biino^a, N. Cartiglia^a, M. Costa^{a,b}, R. Covarelli^{a,b}, N. Demaria^a, M. Grippo^{a,b}, B. Kiani^{a,b}, F. Legger^a, C. Mariotti^a, S. Maselli^a, A. Mecca^{a,b}, E. Migliore^{a,b}, E. Monteil^{a,b}, M. Monteno^a, M.M. Obertino^{a,b}, G. Ortona^a, L. Pacher^{a,b}, N. Pastrone^a, M. Pelliccioni^a, M. Ruspa^{a,c}, K. Shchelina^a, F. Siviero^{a,b}, V. Sola^a, A. Solano^{a,b}, D. Soldi^{a,b}, A. Staiano^a, M. Tornago^{a,b}, D. Trocino^a, G. Umoret^{a,b}, A. Vagnerini^{a,b}

^a INFN Sezione di Torino, Torino, Italy

^b Università di Torino, Torino, Italy

^c Università del Piemonte Orientale, Novara, Italy

S. Belforte^a, V. Candelise^{a,b}, M. Casarsa^a, F. Cossutti^a, A. Da Rold^{a,b}, G. Della Ricca^{a,b}, G. Sorrentino^{a,b}

^a INFN Sezione di Trieste, Trieste, Italy

^b Università di Trieste, Trieste, Italy

S. Dogra, C. Huh, B. Kim, D.H. Kim, G.N. Kim, J. Kim, J. Lee, S.W. Lee, C.S. Moon, Y.D. Oh, S.I. Pak, M.S. Ryu, S. Sekmen, Y.C. Yang

Kyungpook National University, Daegu, Korea

H. Kim, D.H. Moon

Chonnam National University, Institute for Universe and Elementary Particles, Kwangju, Korea

E. Asilar, T.J. Kim, J. Park

Hanyang University, Seoul, Korea

S. Cho, S. Choi, S. Han, B. Hong, K. Lee, K.S. Lee, J. Lim, J. Park, S.K. Park, J. Yoo

Korea University, Seoul, Korea

J. Goh

Kyung Hee University, Department of Physics, Seoul, Korea

H.S. Kim, Y. Kim, S. Lee

Sejong University, Seoul, Korea

J. Almond, J.H. Bhyun, J. Choi, S. Jeon, W. Jun, J. Kim, J. Kim, J.S. Kim, S. Ko, H. Kwon, H. Lee, J. Lee, S. Lee, B.H. Oh, M. Oh, S.B. Oh, H. Seo, U.K. Yang, I. Yoon

Seoul National University, Seoul, Korea

W. Jang, D.Y. Kang, Y. Kang, D. Kim, S. Kim, B. Ko, J.S.H. Lee, Y. Lee, J.A. Merlin, I.C. Park, Y. Roh, D. Song, I.J. Watson, S. Yang

University of Seoul, Seoul, Korea

S. Ha, H.D. Yoo

Yonsei University, Department of Physics, Seoul, Korea

M. Choi, M.R. Kim, H. Lee, Y. Lee, Y. Lee, I. Yu

Sungkyunkwan University, Suwon, Korea

T. Beyrouthy, Y. Maghrbi

College of Engineering and Technology, American University of the Middle East (AUM), Dasman, Kuwait

K. Dreimanis, A. Gaile, A. Potrebko, T. Torims, V. Veckalns

Riga Technical University, Riga, Latvia

M. Ambrozus, A. Carvalho Antunes De Oliveira, A. Juodagalvis, A. Rinkevicius, G. Tamulaitis

Vilnius University, Vilnius, Lithuania

N. Bin Norjoharuddeen, S.Y. Hoh⁵², I. Yusuff⁵², Z. Zolkapli

National Centre for Particle Physics, Universiti Malaya, Kuala Lumpur, Malaysia

J.F. Benitez, A. Castaneda Hernandez, H.A. Encinas Acosta, L.G. Gallegos Maríñez, M. León Coello, J.A. Murillo Quijada, A. Sehrawat, L. Valencia Palomo

Universidad de Sonora (UNISON), Hermosillo, Mexico

G. Ayala, H. Castilla-Valdez, I. Heredia-De La Cruz⁵³, R. Lopez-Fernandez, C.A. Mondragon Herrera, D.A. Perez Navarro, A. Sánchez Hernández

Centro de Investigacion y de Estudios Avanzados del IPN, Mexico City, Mexico

C. Oropeza Barrera, F. Vazquez Valencia

Universidad Iberoamericana, Mexico City, Mexico

I. Pedraza, H.A. Salazar Ibarquen, C. Uribe Estrada

Benemerita Universidad Autonoma de Puebla, Puebla, Mexico

I. Bubanja, J. Mijuskovic⁵⁴, N. Raicevic

University of Montenegro, Podgorica, Montenegro

A. Ahmad, M.I. Asghar, A. Awais, M.I.M. Awan, M. Gul, H.R. Hoorani, W.A. Khan, M. Shoaib, M. Waqas

National Centre for Physics, Quaid-I-Azam University, Islamabad, Pakistan

V. Avati, L. Grzanka, M. Malawski

AGH University of Science and Technology Faculty of Computer Science, Electronics and Telecommunications, Krakow, Poland

H. Bialkowska, M. Bluj, B. Boimska, M. Górski, M. Kazana, M. Szleper, P. Zalewski

National Centre for Nuclear Research, Swierk, Poland

K. Bunkowski, K. Doroba, A. Kalinowski, M. Konecki, J. Krolikowski

Institute of Experimental Physics, Faculty of Physics, University of Warsaw, Warsaw, Poland

M. Araujo, P. Bargassa, D. Bastos, A. Boletti, P. Faccioli, M. Gallinaro, J. Hollar, N. Leonardo, T. Niknejad, M. Pisano, J. Seixas, O. Toldaiev, J. Varela

Laboratório de Instrumentação e Física Experimental de Partículas, Lisboa, Portugal

P. Adzic⁵⁵, M. Dordevic, P. Milenovic, J. Milosevic

VINCA Institute of Nuclear Sciences, University of Belgrade, Belgrade, Serbia

M. Aguilar-Benitez, J. Alcaraz Maestre, A. Álvarez Fernández, M. Barrio Luna, Cristina F. Bedoya, C.A. Carrillo Montoya, M. Cepeda, M. Cerrada, N. Colino, B. De La Cruz, A. Delgado Peris, D. Fernández Del Val, J.P. Fernández Ramos, J. Flix, M.C. Fouz, O. Gonzalez Lopez, S. Goy Lopez, J.M. Hernandez, M.I. Josa, J. León Holgado, D. Moran, C. Perez Dengra, A. Pérez-Calero Yzquierdo, J. Puerta Pelayo, I. Redondo, D.D. Redondo Ferrero, L. Romero, S. Sánchez Navas, J. Sastre, L. Urda Gómez, J. Vazquez Escobar, C. Willmott

Centro de Investigaciones Energéticas Medioambientales y Tecnológicas (CIEMAT), Madrid, Spain

J.F. de Trocóniz

Universidad Autónoma de Madrid, Madrid, Spain

B. Alvarez Gonzalez, J. Cuevas, J. Fernandez Menendez, S. Folgueras, I. Gonzalez Caballero, J.R. González Fernández, E. Palencia Cortezon, C. Ramón Álvarez, V. Rodríguez Bouza, A. Soto Rodríguez, A. Trapote, C. Vico Villalba

Universidad de Oviedo, Instituto Universitario de Ciencias y Tecnologías Espaciales de Asturias (ICTEA), Oviedo, Spain

J.A. Brochero Cifuentes, I.J. Cabrillo, A. Calderon, J. Duarte Campderros, M. Fernandez, C. Fernandez Madrazo, A. García Alonso, G. Gomez, C. Lasasa García, C. Martinez Rivero, P. Martinez Ruiz del Arbol, F. Matorras, P. Matorras Cuevas, J. Piedra Gomez, C. Prieels, A. Ruiz-Jimeno, L. Scodellaro, I. Vila, J.M. Vizán Garcia

Instituto de Física de Cantabria (IFCA), CSIC-Universidad de Cantabria, Santander, Spain

M.K. Jayananda, B. Kailasapathy⁵⁶, D.U.J. Sonnadara, D.D.C. Wickramarathna

University of Colombo, Colombo, Sri Lanka

W.G.D. Dharmaratna, K. Liyanage, N. Perera, N. Wickramage

University of Ruhuna, Department of Physics, Matara, Sri Lanka

D. Abbaneo, J. Alimena, E. Auffray, G. Auzinger, J. Baechler, P. Baillon[†], D. Barney, J. Bendavid, M. Bianco, B. Bilin, A. Bocci, E. Brondolin, C. Caillol, T. Camporesi, G. Cerminara, N. Chernyavskaya, S.S. Chhibra, S. Choudhury, M. Cipriani, L. Cristella, D. d'Enterria, A. Dabrowski, A. David, A. De Roeck, M.M. Defranchis, M. Deile, M. Dobson, M. Dünser, N. Dupont, A. Elliott-Peisert, F. Fallavollita⁵⁷, A. Florent, L. Forthomme, G. Franzoni, W. Funk, S. Ghosh, S. Giani, D. Gigi, K. Gill, F. Glege, L. Gouskos, E. Govorkova, M. Haranko, J. Hegeman, V. Innocente, T. James, P. Janot, J. Kaspar, J. Kieseler, N. Kratochwil, S. Laurila, P. Lecoq, E. Leutgeb, A. Lintuluoto, C. Lourenço, B. Maier, L. Malgeri, M. Mannelli, A.C. Marini, F. Meijers, S. Mersi, E. Meschi, F. Moortgat, M. Mulders, S. Orfanelli, L. Orsini, F. Pantaleo, E. Perez, M. Peruzzi, A. Petrilli, G. Petrucciani, A. Pfeiffer, M. Pierini, D. Piparo, M. Pitt, H. Qu, T. Quast, D. Rabaday, A. Racz, G. Reales Gutiérrez, M. Rovere, H. Sakulin, J. Salfeld-Nebgen, S. Scarfi,

M. Selvaggi, A. Sharma, P. Silva, P. Sphicas⁵⁸, A.G. Stahl Leiton, S. Summers, K. Tatar, V.R. Tavolaro, D. Treille, P. Tropea, A. Tsirou, J. Wanczyk⁵⁹, K.A. Wozniak, W.D. Zeuner

CERN, European Organization for Nuclear Research, Geneva, Switzerland

L. Caminada⁶⁰, A. Ebrahimi, W. Erdmann, R. Horisberger, Q. Ingram, H.C. Kaestli, D. Kotlinski, C. Lange, M. Missiroli⁶⁰, L. Noehte⁶⁰, T. Rohe

Paul Scherrer Institut, Villigen, Switzerland

T.K. Aarrestad, K. Androsov⁵⁹, M. Backhaus, P. Berger, A. Calandri, K. Datta, A. De Cosa, G. Dissertori, M. Dittmar, M. Donegà, F. Eble, M. Galli, K. Gedia, F. Glessgen, T.A. Gómez Espinosa, C. Grab, D. Hits, W. Lustermann, A.-M. Lyon, R.A. Manzoni, L. Marchese, C. Martin Perez, A. Mascellani⁵⁹, M.T. Meinhard, F. Nessi-Tedaldi, J. Niedziela, F. Pauss, V. Perovic, S. Pigazzini, M.G. Ratti, M. Reichmann, C. Reissel, T. Reitenspiess, B. Ristic, F. Riti, D. Ruini, D.A. Sanz Becerra, J. Steggemann⁵⁹, D. Valsecchi²², R. Wallny

ETH Zurich – Institute for Particle Physics and Astrophysics (IPA), Zurich, Switzerland

C. Amsler⁶¹, P. Bäertschi, C. Botta, D. Brzhechko, M.F. Canelli, K. Cormier, A. De Wit, R. Del Burgo, J.K. Heikkilä, M. Huwiler, W. Jin, A. Jofrehei, B. Kilminster, S. Leontsinis, S.P. Liechti, A. Macchiolo, P. Meiring, V.M. Mikuni, U. Molinatti, I. Neutelings, A. Reimers, P. Robmann, S. Sanchez Cruz, K. Schweiger, M. Senger, Y. Takahashi

Universität Zürich, Zurich, Switzerland

C. Adloff⁶², C.M. Kuo, W. Lin, S.S. Yu

National Central University, Chung-Li, Taiwan

L. Ceard, Y. Chao, K.F. Chen, P.s. Chen, H. Cheng, W.-S. Hou, Y.y. Li, R.-S. Lu, E. Paganis, A. Psallidas, A. Steen, H.y. Wu, E. Yazgan, P.r. Yu

National Taiwan University (NTU), Taipei, Taiwan

C. Asawatangtrakuldee, N. Srimanobhas

Chulalongkorn University, Faculty of Science, Department of Physics, Bangkok, Thailand

D. Agyel, F. Boran, Z.S. Demiroglu, F. Dolek, I. Dumanoglu⁶³, E. Eskut, Y. Guler⁶⁴, E. Gurpinar Guler⁶⁴, C. Isik, O. Kara, A. Kayis Topaksu, U. Kiminsu, G. Onengut, K. Ozdemir⁶⁵, A. Polatoz, A.E. Simsek, B. Tali⁶⁶, U.G. Tok, S. Turkcapar, E. Uslan, I.S. Zorbakir

Çukurova University, Physics Department, Science and Art Faculty, Adana, Turkey

G. Karapinar⁶⁷, K. Ocalan⁶⁸, M. Yalvac⁶⁹

Middle East Technical University, Physics Department, Ankara, Turkey

B. Akgun, I.O. Atakisi, E. Gülmez, M. Kaya⁷⁰, O. Kaya⁷¹, Ö. Özçelik, S. Tekten⁷²

Bogazici University, Istanbul, Turkey

A. Cakir, K. Cankocak⁶³, Y. Komurcu, S. Sen⁷³

Istanbul Technical University, Istanbul, Turkey

O. Aydilek, S. Cerci⁶⁶, B. Hacisahinoglu, I. Hos⁷⁴, B. Isildak⁷⁵, B. Kaynak, S. Ozkorucuklu, C. Simsek, D. Sunar Cerci⁶⁶

Istanbul University, Istanbul, Turkey

B. Grynyov

Institute for Scintillation Materials of National Academy of Science of Ukraine, Kharkiv, Ukraine

L. Levchuk*National Science Centre, Kharkiv Institute of Physics and Technology, Kharkiv, Ukraine*

D. Anthony, E. Bhal, J.J. Brooke, A. Bundock, E. Clement, D. Cussans, H. Flacher, M. Glowacki, J. Goldstein, G.P. Heath, H.F. Heath, L. Kreczko, B. Krikler, S. Paramesvaran, S. Seif El Nasr-Storey, V.J. Smith, N. Stylianou⁷⁶, K. Walkingshaw Pass, R. White

University of Bristol, Bristol, United Kingdom

A.H. Ball, K.W. Bell, A. Belyaev⁷⁷, C. Brew, R.M. Brown, D.J.A. Cockerill, C. Cooke, K.V. Ellis, K. Harder, S. Harper, M.-L. Holmberg⁷⁸, J. Linacre, K. Manolopoulos, D.M. Newbold, E. Olaiya, D. Petyt, T. Reis, G. Salvi, T. Schuh, C.H. Shepherd-Themistocleous, I.R. Tomalin, T. Williams

Rutherford Appleton Laboratory, Didcot, United Kingdom

R. Bainbridge, P. Bloch, S. Bonomally, J. Borg, S. Breeze, C.E. Brown, O. Buchmuller, V. Cacchio, V. Cepaitis, G.S. Chahal⁷⁹, D. Colling, J.S. Dancu, P. Dauncey, G. Davies, J. Davies, M. Della Negra, S. Fayer, G. Fedi, G. Hall, M.H. Hassanshahi, A. Howard, G. Iles, J. Langford, L. Lyons, A.-M. Magnan, S. Malik, A. Martelli, M. Mieskolainen, D.G. Monk, J. Nash⁸⁰, M. Pesaresi, B.C. Radburn-Smith, D.M. Raymond, A. Richards, A. Rose, E. Scott, C. Seez, A. Shtipliyski, R. Shukla, A. Tapper, K. Uchida, G.P. Uttley, L.H. Vage, T. Virdee²², M. Vojinovic, N. Wardle, S.N. Webb, D. Winterbottom

Imperial College, London, United Kingdom

K. Coldham, J.E. Cole, A. Khan, P. Kyberd, I.D. Reid

Brunel University, Uxbridge, United Kingdom

S. Abdullin, A. Brinkerhoff, B. Caraway, J. Dittmann, K. Hatakeyama, A.R. Kanuganti, B. McMaster, M. Saunders, S. Sawant, C. Sutantawibul, J. Wilson

Baylor University, Waco, TX, USA

R. Bartek, A. Dominguez, R. Uniyal, A.M. Vargas Hernandez

Catholic University of America, Washington, DC, USA

A. Buccilli, S.I. Cooper, D. Di Croce, S.V. Gleyzer, C. Henderson, C.U. Perez, P. Rumerio⁸¹, C. West

The University of Alabama, Tuscaloosa, AL, USA

A. Akpinar, A. Albert, D. Arcaro, C. Cosby, Z. Demiragli, C. Erice, E. Fontanesi, D. Gastler, S. May, J. Rohlf, K. Salyer, D. Sperka, D. Spitzbart, I. Suarez, A. Tsatsos, S. Yuan

Boston University, Boston, MA, USA

G. Benelli, B. Burkle, X. Coubez²⁴, D. Cutts, M. Hadley, U. Heintz, J.M. Hogan⁸², T. Kwon, G. Landsberg, K.T. Lau, D. Li, J. Luo, M. Narain, N. Pervan, S. Sagir⁸³, F. Simpson, E. Usai, W.Y. Wong, X. Yan, D. Yu, W. Zhang

Brown University, Providence, RI, USA

J. Bonilla, C. Brainerd, R. Breedon, M. Calderon De La Barca Sanchez, M. Chertok, J. Conway, P.T. Cox, R. Erbacher, G. Haza, F. Jensen, O. Kukral, G. Mocellin, M. Mulhearn, D. Pellett, B. Regnery, D. Taylor, Y. Yao, F. Zhang

University of California, Davis, Davis, CA, USA

M. Bachtis, R. Cousins, A. Datta, D. Hamilton, J. Hauser, M. Ignatenko, M.A. Iqbal, T. Lam, W.A. Nash, S. Regnard, D. Saltzberg, B. Stone, V. Valuev

University of California, Los Angeles, CA, USA

Y. Chen, R. Clare, J.W. Gary, M. Gordon, G. Hanson, G. Karapostoli, O.R. Long, N. Manganeli, W. Si, S. Wimpenny

University of California, Riverside, Riverside, CA, USA

J.G. Branson, P. Chang, S. Cittolin, S. Cooperstein, D. Diaz, J. Duarte, R. Gerosa, L. Giannini, J. Guiang, R. Kansal, V. Krutelyov, R. Lee, J. Letts, M. Masciovecchio, F. Mokhtar, M. Pieri, B.V. Sathia Narayanan, V. Sharma, M. Tadel, F. Würthwein, Y. Xiang, A. Yagil

University of California, San Diego, La Jolla, CA, USA

N. Amin, C. Campagnari, M. Citron, G. Collura, A. Dorsett, V. Dutta, J. Incandela, M. Kilpatrick, J. Kim, A.J. Li, B. Marsh, P. Masterson, H. Mei, M. Oshiro, M. Quinnan, J. Richman, U. Sarica, R. Schmitz, F. Setti, J. Shephlock, P. Siddireddy, D. Stuart, S. Wang

University of California, Santa Barbara – Department of Physics, Santa Barbara, CA, USA

A. Bornheim, O. Cerri, I. Dutta, J.M. Lawhorn, N. Lu, J. Mao, H.B. Newman, T.Q. Nguyen, M. Spiropulu, J.R. Vlimant, C. Wang, S. Xie, R.Y. Zhu

California Institute of Technology, Pasadena, CA, USA

J. Alison, S. An, M.B. Andrews, P. Bryant, T. Ferguson, A. Harilal, C. Liu, T. Mudholkar, S. Murthy, M. Paulini, A. Roberts, A. Sanchez, W. Terrill

Carnegie Mellon University, Pittsburgh, PA, USA

J.P. Cumalat, W.T. Ford, A. Hassani, G. Karathanasis, E. MacDonald, F. Marini, R. Patel, A. Perloff, C. Savard, N. Schonbeck, K. Stenson, K.A. Ulmer, S.R. Wagner, N. Zipper

University of Colorado Boulder, Boulder, CO, USA

J. Alexander, S. Bright-Thonney, X. Chen, D.J. Cranshaw, J. Fan, X. Fan, D. Gadkari, S. Hogan, J. Monroy, J.R. Patterson, D. Quach, J. Reichert, M. Reid, A. Ryd, J. Thom, P. Wittich, R. Zou

Cornell University, Ithaca, NY, USA

M. Albrow, M. Alyari, G. Apollinari, A. Apresyan, L.A.T. Bauerdick, D. Berry, J. Berryhill, P.C. Bhat, K. Burkett, J.N. Butler, A. Canepa, G.B. Cerati, H.W.K. Cheung, F. Chlebana, K.F. Di Petrillo, J. Dickinson, V.D. Elvira, Y. Feng, J. Freeman, A. Gandrakota, Z. Gecse, L. Gray, D. Green, S. Grünendahl, O. Gutsche, R.M. Harris, R. Heller, T.C. Herwig, J. Hirschauer, L. Horyn, B. Jayatilaka, S. Jindariani, M. Johnson, U. Joshi, T. Klijnsma, B. Klima, K.H.M. Kwok, S. Lammel, D. Lincoln, R. Lipton, T. Liu, C. Madrid, K. Maeshima, C. Mantilla, D. Mason, P. McBride, P. Merkel, S. Mrenna, S. Nahn, J. Ngadiuba, D. Noonan, V. Papadimitriou, N. Pastika, K. Pedro, C. Pena⁸⁴, F. Ravera, A. Reinsvold Hall⁸⁵, L. Ristori, E. Sexton-Kennedy, N. Smith, A. Soha, L. Spiegel, J. Strait, L. Taylor, S. Tkaczyk, N.V. Tran, L. Uplegger, E.W. Vaandering, H.A. Weber, I. Zoi

Fermi National Accelerator Laboratory, Batavia, IL, USA

P. Avery, D. Bourilkov, L. Cadamuro, V. Cherepanov, R.D. Field, D. Guerrero, M. Kim, E. Koenig, J. Konigsberg, A. Korytov, K.H. Lo, K. Matchev, N. Menendez, G. Mitselmakher, A. Muthirakalayil Madhu, N. Rawal, D. Rosenzweig, S. Rosenzweig, K. Shi, J. Wang, Z. Wu

University of Florida, Gainesville, FL, USA

T. Adams, A. Askew, R. Habibullah, V. Hagopian, R. Khurana, T. Kolberg, G. Martinez, H. Prosper, C. Schiber, O. Viazlo, R. Yohay, J. Zhang

Florida State University, Tallahassee, FL, USA

M.M. Baarmand, S. Butalla, T. Elkafrawy¹⁷, M. Hohlmann, R. Kumar Verma, M. Rahmani, F. Yumiceva

Florida Institute of Technology, Melbourne, FL, USA

M.R. Adams, H. Becerril Gonzalez, R. Cavanaugh, S. Dittmer, O. Evdokimov, C.E. Gerber, D.J. Hofman, D.S. Lemos, A.H. Merrit, C. Mills, G. Oh, T. Roy, S. Rudrabhatla, M.B. Tonjes, N. Varelas, X. Wang, Z. Ye, J. Yoo

University of Illinois at Chicago (UIC), Chicago, IL, USA

M. Alhusseini, K. Dilsiz⁸⁶, L. Emediato, R.P. Gandrajula, G. Karaman, O.K. Köseyan, J.-P. Merlo, A. Mestvirishvili⁸⁷, J. Nachtman, O. Neogi, H. Ogul⁸⁸, Y. Onel, A. Penzo, C. Snyder, E. Tiras⁸⁹

The University of Iowa, Iowa City, IA, USA

O. Amram, B. Blumenfeld, L. Corcodilos, J. Davis, A.V. Gritsan, L. Kang, S. Kyriacou, P. Maksimovic, J. Roskes, S. Sekhar, M. Swartz, T.Á. Vámi

Johns Hopkins University, Baltimore, MD, USA

A. Abreu, L.F. Alcerro Alcerro, J. Anguiano, P. Baringer, A. Bean, Z. Flowers, T. Isidori, S. Khalil, J. King, G. Krintiras, M. Lazarovits, C. Le Mahieu, C. Lindsey, J. Marquez, N. Minafra, M. Murray, M. Nickel, C. Rogan, C. Royon, R. Salvatico, S. Sanders, E. Schmitz, C. Smith, Q. Wang, J. Williams, G. Wilson

The University of Kansas, Lawrence, KS, USA

B. Allmond, S. Duric, R. Gujju Gurunadha, A. Ivanov, K. Kaadze, D. Kim, Y. Maravin, T. Mitchell, A. Modak, K. Nam, J. Natoli, D. Roy

Kansas State University, Manhattan, KS, USA

F. Rebassoo, D. Wright

Lawrence Livermore National Laboratory, Livermore, CA, USA

E. Adams, A. Baden, O. Baron, A. Belloni, A. Bethani, S.C. Eno, N.J. Hadley, S. Jabeen, R.G. Kellogg, T. Koeth, Y. Lai, S. Lascio, A.C. Mignerey, S. Nabili, C. Palmer, C. Papageorgakis, M. Seidel, L. Wang, K. Wong

University of Maryland, College Park, MD, USA

D. Abercrombie, R. Bi, W. Busza, I.A. Cali, Y. Chen, M. D'Alfonso, J. Eysermans, C. Freer, G. Gomez-Ceballos, M. Goncharov, P. Harris, M. Hu, D. Kovalskyi, J. Krupa, Y.-J. Lee, K. Long, C. Mironov, C. Paus, D. Rankin, C. Roland, G. Roland, Z. Shi, G.S.F. Stephans, J. Wang, Z. Wang, B. Wyslouch

Massachusetts Institute of Technology, Cambridge, MA, USA

R.M. Chatterjee, B. Crossman, A. Evans, J. Hiltbrand, Sh. Jain, B.M. Joshi, C. Kapsiak, M. Krohn, Y. Kubota, J. Mans, M. Reverting, R. Rusack, R. Saradhy, N. Schroeder, N. Strobbe, M.A. Wadud

University of Minnesota, Minneapolis, MN, USA

L.M. Cremaldi

University of Mississippi, Oxford, MS, USA

K. Bloom, M. Bryson, D.R. Claes, C. Fangmeier, L. Finco, F. Golf, C. Joo, I. Kravchenko, I. Reed, J.E. Siado, G.R. Snow[†], W. Tabb, A. Wightman, F. Yan, A.G. Zecchinelli

University of Nebraska-Lincoln, Lincoln, NE, USA

G. Agarwal, H. Bandyopadhyay, L. Hay, I. Iashvili, A. Kharchilava, C. McLean, M. Morris, D. Nguyen, J. Pekkanen, S. Rappoccio, A. Williams

State University of New York at Buffalo, Buffalo, NY, USA

G. Alverson, E. Barberis, Y. Haddad, Y. Han, A. Krishna, J. Li, J. Lidrych, G. Madigan, B. Marzocchi, D.M. Morse, V. Nguyen, T. Orimoto, A. Parker, L. Skinnari, A. Tishelman-Charny, T. Wamorkar, B. Wang, A. Wisecarver, D. Wood

Northeastern University, Boston, MA, USA

S. Bhattacharya, J. Bueghly, Z. Chen, A. Gilbert, T. Gunter, K.A. Hahn, Y. Liu, N. Odell, M.H. Schmitt, M. Velasco

Northwestern University, Evanston, IL, USA

R. Band, R. Bucci, S. Castells, M. Cremonesi, A. Das, R. Goldouzian, M. Hildreth, K. Hurtado Anampa, C. Jessop, K. Lannon, J. Lawrence, N. Loukas, L. Lutton, J. Mariano, N. Marinelli, I. Mcalister, T. McCauley, C. Mcgrady, K. Mohrman, C. Moore, Y. Musienko¹³, H. Nelson, R. Ruchti, A. Townsend, M. Wayne, H. Yockey, M. Zarucki, L. Zygala

University of Notre Dame, Notre Dame, IN, USA

B. Bylsma, M. Carrigan, L.S. Durkin, B. Francis, C. Hill, A. Lesauvage, M. Nunez Ornelas, K. Wei, B.L. Winer, B.R. Yates

The Ohio State University, Columbus, OH, USA

F.M. Addesa, B. Bonham, P. Das, G. Dezoort, P. Elmer, A. Frankenthal, B. Greenberg, N. Haubrich, S. Higginbotham, A. Kalogeropoulos, G. Kopp, S. Kwan, D. Lange, D. Marlow, K. Mei, I. Ojalvo, J. Olsen, D. Stickland, C. Tully

Princeton University, Princeton, NJ, USA

S. Malik, S. Norberg

University of Puerto Rico, Mayaguez, PR, USA

A.S. Bakshi, V.E. Barnes, R. Chawla, S. Das, L. Gutay, M. Jones, A.W. Jung, D. Kondratyev, A.M. Koshy, M. Liu, G. Negro, N. Neumeister, G. Paspalaki, S. Piperov, A. Purohit, J.F. Schulte, M. Stojanovic, J. Thieman, F. Wang, R. Xiao, W. Xie

Purdue University, West Lafayette, IN, USA

J. Dolen, N. Parashar

Purdue University Northwest, Hammond, IN, USA

D. Acosta, A. Baty, T. Carnahan, M. Decaro, S. Dildick, K.M. Ecklund, P.J. Fernández Manteca, S. Freed, P. Gardner, F.J.M. Geurts, A. Kumar, W. Li, B.P. Padley, R. Redjimi, J. Rotter, W. Shi, S. Yang, E. Yigitbasi, L. Zhang⁹⁰, Y. Zhang, X. Zuo

Rice University, Houston, TX, USA

A. Bodek, P. de Barbaro, R. Demina, J.L. Dulemba, C. Fallon, T. Ferbel, M. Galanti, A. Garcia-Bellido, O. Hindrichs, A. Khukhunaishvili, E. Ranken, R. Taus, G.P. Van Onsem

University of Rochester, Rochester, NY, USA

K. Goulios

The Rockefeller University, New York, NY, USA

B. Chiarito, J.P. Chou, Y. Gershtein, E. Halkiadakis, A. Hart, M. Heindl, D. Jaroslowski, O. Karacheban²⁶, I. Laflotte, A. Lath, R. Montalvo, K. Nash, M. Osherson, S. Salur, S. Schnetzer, S. Somalwar, R. Stone, S.A. Thayil, S. Thomas, H. Wang

Rutgers, The State University of New Jersey, Piscataway, NJ, USA

H. Acharya, A.G. Delannoy, S. Fiorendi, T. Holmes, E. Nibigira, S. Spanier

University of Tennessee, Knoxville, TN, USA

O. Bouhali⁹¹, M. Dalchenko, A. Delgado, R. Eusebi, J. Gilmore, T. Huang, T. Kamon⁹², H. Kim, S. Luo, S. Malhotra, R. Mueller, D. Overton, D. Rathjens, A. Safonov

Texas A&M University, College Station, TX, USA

N. Akchurin, J. Damgov, V. Hegde, K. Lamichhane, S.W. Lee, T. Mengke, S. Muthumuni, T. Peltola, I. Volobouev, Z. Wang, A. Whitbeck

Texas Tech University, Lubbock, TX, USA

E. Appelt, S. Greene, A. Gurrola, W. Johns, A. Melo, F. Romeo, P. Sheldon, S. Tuo, J. Velkovska, J. Viinikainen

Vanderbilt University, Nashville, TN, USA

B. Cardwell, B. Cox, G. Cummings, J. Hakala, R. Hirosky, M. Joyce, A. Ledovskoy, A. Li, C. Neu, C.E. Perez Lara, B. Tannenwald

University of Virginia, Charlottesville, VA, USA

P.E. Karchin, N. Poudyal

Wayne State University, Detroit, MI, USA

S. Banerjee, K. Black, T. Bose, S. Dasu, I. De Bruyn, P. Everaerts, C. Galloni, H. He, M. Herndon, A. Herve, C.K. Koraka, A. Lanaro, A. Loeliger, R. Loveless, J. Madhusudanan Sreekala, A. Mallampalli, A. Mohammadi, S. Mondal, G. Parida, D. Pinna, A. Savin, V. Shang, V. Sharma, W.H. Smith, D. Teague, H.F. Tsoi, W. Vetens

University of Wisconsin – Madison, Madison, WI, USA

S. Afanasiev, V. Andreev, Yu. Andreev, T. Aushev, M. Azarkin, A. Babaev, A. Belyaev, V. Blinov⁹³, E. Boos, V. Borshch, D. Budkouski, V. Bunichev, V. Chekhovsky, R. Chistov⁹³, M. Danilov⁹³, A. Dermenev, T. Dimova⁹³, I. Dremin, M. Dubinin⁸⁴, L. Dudko, V. Epshteyn, A. Ershov, G. Gavrillov, V. Gavrillov, S. Gninenko, V. Golovtsov, N. Golubev, I. Golutvin, I. Gorbunov, A. Gribushin, V. Ivanchenko, Y. Ivanov, V. Kachanov, L. Kardapoltsev⁹³, V. Karjavine, A. Karneyeu, V. Kim⁹³, M. Kirakosyan, D. Kirpichnikov, M. Kirsanov, V. Klyukhin, O. Kodolova⁹⁴, D. Konstantinov, V. Korenkov, A. Kozyrev⁹³, N. Krasnikov, E. Kuznetsova⁹⁵, A. Lanev, P. Levchenko, A. Litomin, N. Lychkovskaya, V. Makarenko, A. Malakhov, V. Matveev⁹³, V. Murzin, A. Nikitenko⁹⁶, S. Obraztsov, V. Okhotnikov, A. Oskin, I. Ovtin⁹³, V. Palichik, P. Parygin, V. Perelygin, M. Perfilov, G. Pivovarov, S. Polikarpov⁹³, V. Popov, O. Radchenko⁹³, M. Savina, V. Savrin, D. Selivanova, V. Shalaev, S. Shmatov, S. Shulha, Y. Skovpen⁹³, S. Slabospitskii, V. Smirnov, D. Sosnov, A. Stepanov, V. Sulimov, E. Tcherniaev, A. Terkulov, O. Teryaev, I. Tlisova, M. Toms, A. Toropin, L. Uvarov, A. Uzunian, E. Vlasov, A. Vorobyev, N. Voytishin, B.S. Yuldashev⁹⁷, A. Zarubin, I. Zhizhin, A. Zhokin

Authors affiliated with an institute or an international laboratory covered by a cooperation agreement with CERN

[†] Deceased.

¹ Also at Yerevan State University, Yerevan, Armenia.

² Also at TU Wien, Vienna, Austria.

³ Also at Institute of Basic and Applied Sciences, Faculty of Engineering, Arab Academy for Science, Technology and Maritime Transport, Alexandria, Egypt.

⁴ Also at Université Libre de Bruxelles, Bruxelles, Belgium.

⁵ Also at Universidade Estadual de Campinas, Campinas, Brazil.

⁶ Also at Federal University of Rio Grande do Sul, Porto Alegre, Brazil.

⁷ Also at UFMS, Nova Andradina, Brazil.

⁸ Also at The University of the State of Amazonas, Manaus, Brazil.

⁹ Also at University of Chinese Academy of Sciences, Beijing, China.

¹⁰ Also at Nanjing Normal University Department of Physics, Nanjing, China.

¹¹ Now at The University of Iowa, Iowa City, Iowa, USA.

¹² Also at University of Chinese Academy of Sciences, Beijing, China.

¹³ Also at an institute or an international laboratory covered by a cooperation agreement with CERN.

¹⁴ Also at Helwan University, Cairo, Egypt.

¹⁵ Now at Zewail City of Science and Technology, Zewail, Egypt.

- ¹⁶ Also at British University in Egypt, Cairo, Egypt.
- ¹⁷ Now at Ain Shams University, Cairo, Egypt.
- ¹⁸ Also at Purdue University, West Lafayette, Indiana, USA.
- ¹⁹ Also at Université de Haute Alsace, Mulhouse, France.
- ²⁰ Also at Department of Physics, Tsinghua University, Beijing, China.
- ²¹ Also at Erzincan Binali Yildirim University, Erzincan, Turkey.
- ²² Also at CERN, European Organization for Nuclear Research, Geneva, Switzerland.
- ²³ Also at University of Hamburg, Hamburg, Germany.
- ²⁴ Also at RWTH Aachen University, III. Physikalisches Institut A, Aachen, Germany.
- ²⁵ Also at Isfahan University of Technology, Isfahan, Iran.
- ²⁶ Also at Brandenburg University of Technology, Cottbus, Germany.
- ²⁷ Also at Forschungszentrum Jülich, Juelich, Germany.
- ²⁸ Also at Physics Department, Faculty of Science, Assiut University, Assiut, Egypt.
- ²⁹ Also at Karoly Robert Campus, MATE Institute of Technology, Gyongyos, Hungary.
- ³⁰ Also at Wigner Research Centre for Physics, Budapest, Hungary.
- ³¹ Also at Institute of Physics, University of Debrecen, Debrecen, Hungary.
- ³² Also at Institute of Nuclear Research ATOMKI, Debrecen, Hungary.
- ³³ Now at Universitatea Babeş-Bolyai – Facultatea de Fizica, Cluj-Napoca, Romania.
- ³⁴ Also at Faculty of Informatics, University of Debrecen, Debrecen, Hungary.
- ³⁵ Also at Punjab Agricultural University, Ludhiana, India.
- ³⁶ Also at UPES – University of Petroleum and Energy Studies, Dehradun, India.
- ³⁷ Also at University of Visva-Bharati, Santiniketan, India.
- ³⁸ Also at University of Hyderabad, Hyderabad, India.
- ³⁹ Also at Indian Institute of Science (IISc), Bangalore, India.
- ⁴⁰ Also at Indian Institute of Technology (IIT), Mumbai, India.
- ⁴¹ Also at IIT Bhubaneswar, Bhubaneswar, India.
- ⁴² Also at Institute of Physics, Bhubaneswar, India.
- ⁴³ Also at Department of Physics, Isfahan University of Technology, Isfahan, Iran.
- ⁴⁴ Also at Department of Electrical and Computer Engineering, Isfahan University of Technology, Isfahan, Iran.
- ⁴⁵ Also at Department of Physics, University of Science and Technology of Mazandaran, Behshahr, Iran.
- ⁴⁶ Also at Italian National Agency for New Technologies, Energy and Sustainable Economic Development, Bologna, Italy.
- ⁴⁷ Also at Centro Siciliano di Fisica Nucleare e di Struttura Della Materia, Catania, Italy.
- ⁴⁸ Also at Scuola Superiore Meridionale, Università di Napoli 'Federico II', Napoli, Italy.
- ⁴⁹ Also at Fermi National Accelerator Laboratory, Batavia, Illinois, USA.
- ⁵⁰ Also at Università di Napoli 'Federico II', Napoli, Italy.
- ⁵¹ Also at Consiglio Nazionale delle Ricerche – Istituto Officina dei Materiali, Perugia, Italy.
- ⁵² Also at Department of Applied Physics, Faculty of Science and Technology, Universiti Kebangsaan Malaysia, Bangi, Malaysia.
- ⁵³ Also at Consejo Nacional de Ciencia y Tecnología, Mexico City, Mexico.
- ⁵⁴ Also at IRFU, CEA, Université Paris-Saclay, Gif-sur-Yvette, France.
- ⁵⁵ Also at Faculty of Physics, University of Belgrade, Belgrade, Serbia.
- ⁵⁶ Also at Trincomalee Campus, Eastern University, Sri Lanka, Nilaveli, Sri Lanka.
- ⁵⁷ Also at INFN Sezione di Pavia, Università di Pavia, Pavia, Italy.
- ⁵⁸ Also at National and Kapodistrian University of Athens, Athens, Greece.
- ⁵⁹ Also at Ecole Polytechnique Fédérale Lausanne, Lausanne, Switzerland.
- ⁶⁰ Also at Universität Zürich, Zurich, Switzerland.
- ⁶¹ Also at Stefan Meyer Institute for Subatomic Physics, Vienna, Austria.
- ⁶² Also at Laboratoire d'Annecy-le-Vieux de Physique des Particules, IN2P3-CNRS, Annecy-le-Vieux, France.
- ⁶³ Also at Near East University, Research Center of Experimental Health Science, Mersin, Turkey.
- ⁶⁴ Also at Konya Technical University, Konya, Turkey.
- ⁶⁵ Also at Izmir Bakircay University, Izmir, Turkey.
- ⁶⁶ Also at Adiyaman University, Adiyaman, Turkey.
- ⁶⁷ Also at Istanbul Gedik University, Istanbul, Turkey.
- ⁶⁸ Also at Necmettin Erbakan University, Konya, Turkey.
- ⁶⁹ Also at Bozok Universitetesi Rektörlüğü, Yozgat, Turkey.
- ⁷⁰ Also at Marmara University, Istanbul, Turkey.
- ⁷¹ Also at Milli Savunma University, Istanbul, Turkey.
- ⁷² Also at Kafkas University, Kars, Turkey.
- ⁷³ Also at Hacettepe University, Ankara, Turkey.
- ⁷⁴ Also at Istanbul University – Cerrahpasa, Faculty of Engineering, Istanbul, Turkey.
- ⁷⁵ Also at Yildiz Technical University, Istanbul, Turkey.
- ⁷⁶ Also at Vrije Universiteit Brussel, Brussel, Belgium.
- ⁷⁷ Also at School of Physics and Astronomy, University of Southampton, Southampton, United Kingdom.
- ⁷⁸ Also at University of Bristol, Bristol, United Kingdom.
- ⁷⁹ Also at IPPP Durham University, Durham, United Kingdom.
- ⁸⁰ Also at Monash University, Faculty of Science, Clayton, Australia.
- ⁸¹ Also at Università di Torino, Torino, Italy.
- ⁸² Also at Bethel University, St. Paul, Minnesota, USA.
- ⁸³ Also at Karamanoğlu Mehmetbey University, Karaman, Turkey.
- ⁸⁴ Also at California Institute of Technology, Pasadena, California, USA.
- ⁸⁵ Also at United States Naval Academy, Annapolis, Maryland, USA.
- ⁸⁶ Also at Bingol University, Bingol, Turkey.

⁸⁷ Also at Georgian Technical University, Tbilisi, Georgia.

⁸⁸ Also at Sinop University, Sinop, Turkey.

⁸⁹ Also at Erciyes University, Kayseri, Turkey.

⁹⁰ Also at Institute of Modern Physics and Key Laboratory of Nuclear Physics and Ion-beam Application (MOE) – Fudan University, Shanghai, China.

⁹¹ Also at Texas A&M University at Qatar, Doha, Qatar.

⁹² Also at Kyungpook National University, Daegu, Republic of Korea.

⁹³ Also at another institute or international laboratory covered by a cooperation agreement with CERN.

⁹⁴ Also at Yerevan Physics Institute, Yerevan, Armenia.

⁹⁵ Now at University of Florida, Gainesville, Florida, USA.

⁹⁶ Also at Imperial College, London, United Kingdom.

⁹⁷ Also at Institute of Nuclear Physics of the Uzbekistan Academy of Sciences, Tashkent, Uzbekistan.